

# REPORTE CANON MINERO



Sociedad Nacional de  
MINERÍA PETRÓLEO  
Y ENERGÍA

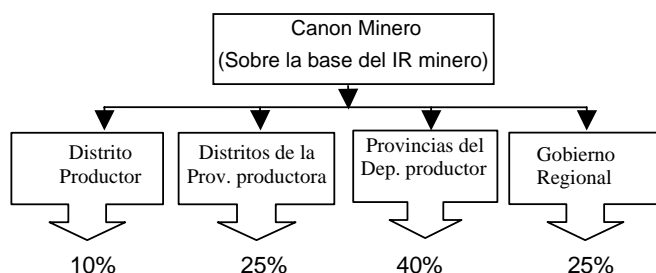
## TRANSFERENCIAS 2005

Si bien los ingresos con los que cuentan los Gobiernos Regionales y Locales son diversos, este reporte brinda la información de las transferencias efectivamente realizadas y percibidas por los Gobiernos Regionales y Locales (Provinciales y Distritales) por concepto de Canon Minero registradas durante al año 2005, región por región.

Sin embargo, creemos pertinente empezar este reporte con una breve explicación de lo que es y la mecánica de transferencia de estos recursos, de modo que la información que se brinda se perciba adecuadamente.

**El Canon Minero** es la transferencia a los gobiernos regionales y locales del 50% del Impuesto a la Renta (IR) que el Estado recibe por la explotación económica de los recursos.

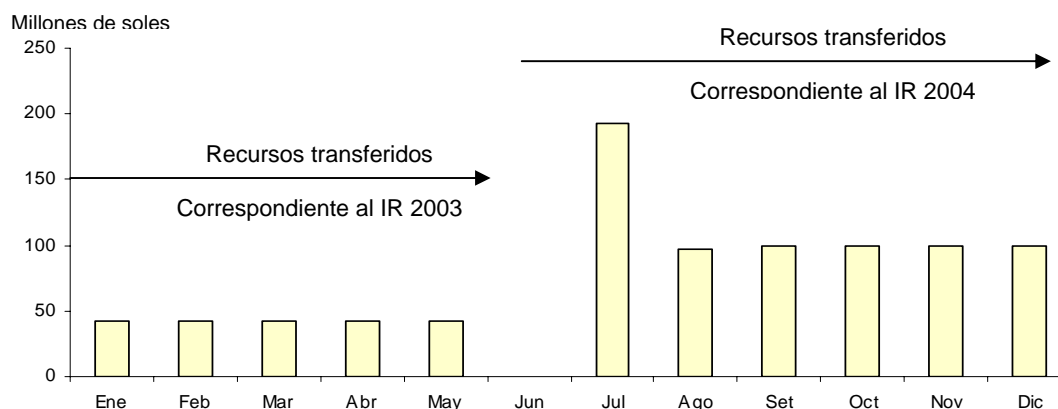
**La distribución** del Canon, que rige a partir de enero del 2005, se realiza de la siguiente manera:



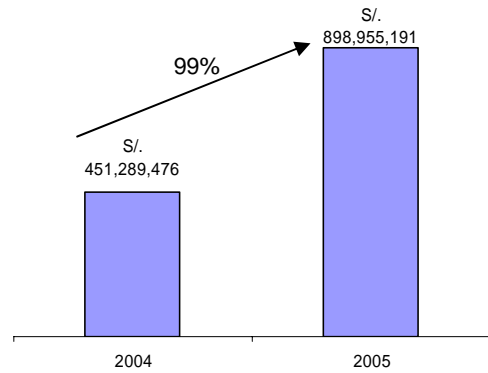
**El periodo de distribución:** el Canon generado por el IR en un periodo determinado, se transfiere a los gobiernos regionales y locales a partir de junio del año siguiente hasta mayo del año subsiguiente, distribuido en 12 cuotas iguales.

Así, las transferencias durante el año 2005, corresponden al canon generado por el Impuesto a la Renta de las empresas mineras durante el año 2003 y 2004.

### Transferencia del Canon Minero Año 2005 = 898 Millones de nuevos soles

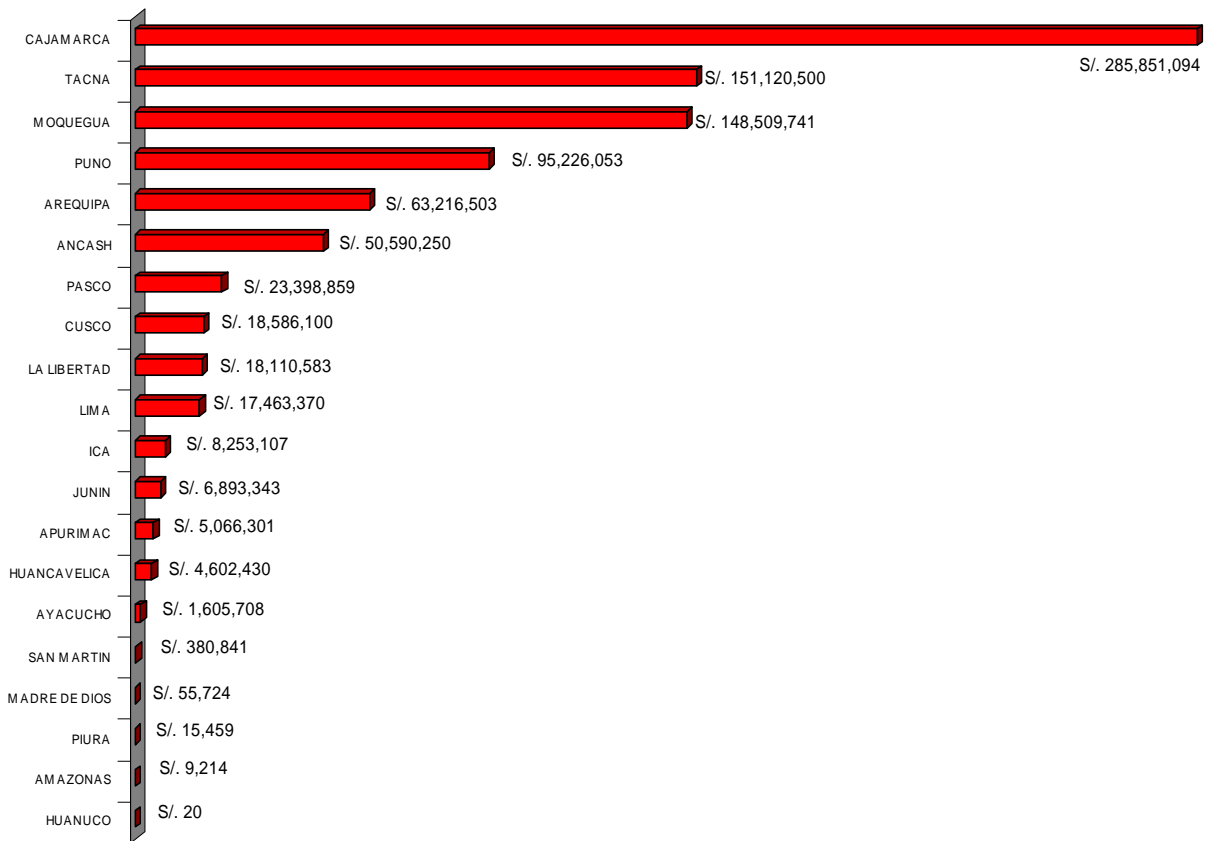


**Cabe indicar que el canon transferido durante el año 2005 es casi el doble del que se distribuyó en el año 2004.**

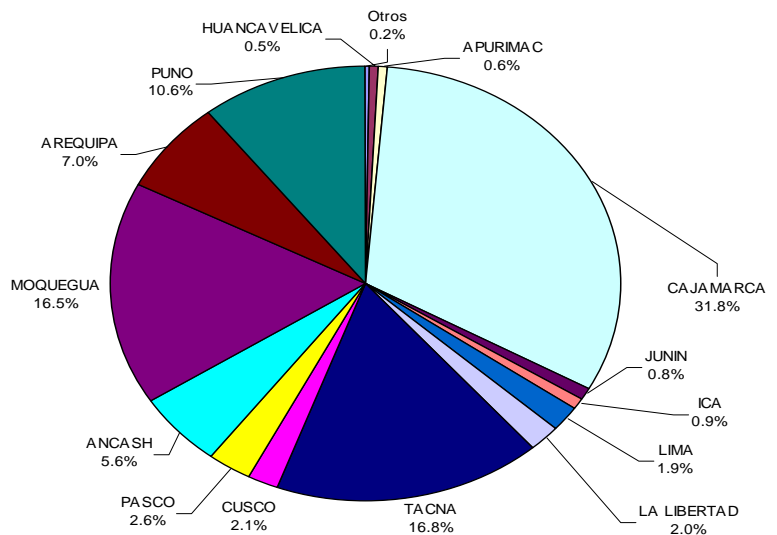


**Para el año 2005:**

El CANON transferido a los Gobiernos locales y a los Gobiernos Regionales, es el siguiente:



Finalmente, en el gráfico siguiente se muestra la estructura de participación en el canon total del año 2005.



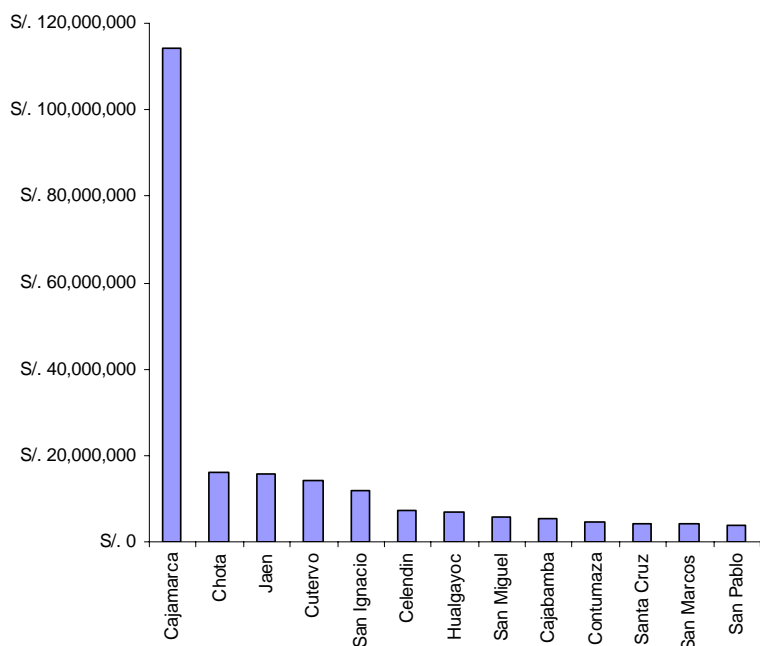
# CAJAMARCA

## REPORTE INFORMATIVO TRANSFERENCIAS POR CANON MINERO en el 2005

Al Gob. Regional de Cajamarca S/. 71,462,768  
 A gobiernos provinciales y distritales S/. 214,388,326  
 => Total Transferido a Cajamarca S/. 285,851,094

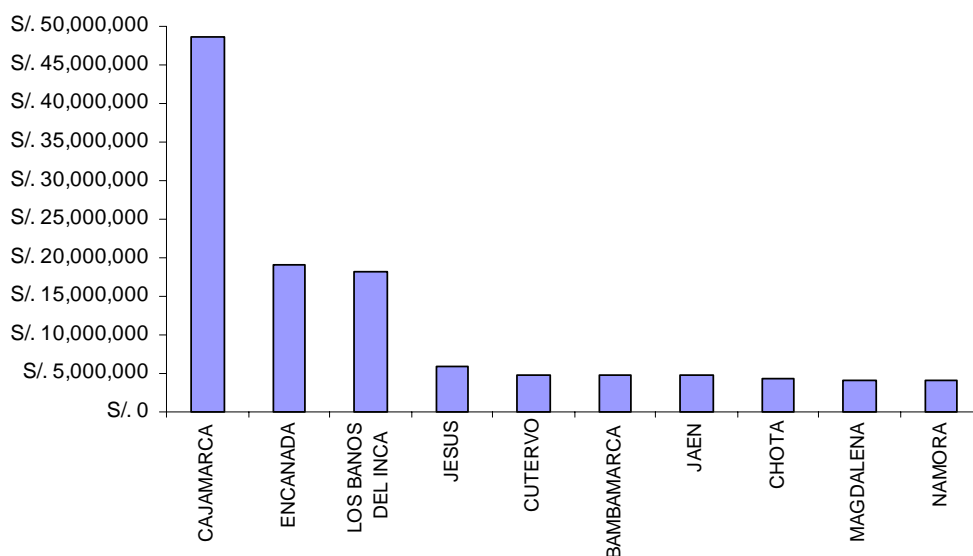


### Distribución de Canon Minero por Provincias



Cajamarca	S/. 114,400,400
Chota	S/. 16,108,526
Jaen	S/. 15,711,512
Cutervo	S/. 14,070,778
San Ignacio	S/. 11,906,184
Celendin	S/. 7,157,681
Hualgayoc	S/. 6,800,030
San Miguel	S/. 5,793,086
Cajabamba	S/. 5,490,732
Contumaza	S/. 4,630,713
Santa Cruz	S/. 4,291,457
San Marcos	S/. 4,261,872
San Pablo	S/. 3,765,354
<b>Total</b>	<b>S/. 214,388,325</b>

### Distritos que mayor transferencia del Canon Minero recibieron



**Transferencias de Canon Minero en el año 2005 (en nuevos soles)**

Cajamarca	S/. 114,400,400
CAJAMARCA	S/. 48,635,296
ASUNCION	S/. 3,982,344
CHEWILLA	S/. 2,048,596
COSPAN	S/. 2,553,436
ENCANADA	S/. 19,058,871
JESUS	S/. 5,822,012
LLACANORA	S/. 2,143,251
DEL INCA	S/. 18,182,844
MAGDALENA	S/. 4,184,979
MATARA	S/. 1,892,738
NAMORA	S/. 4,028,589
SAN JUAN	S/. 1,867,444
Cajabamba	S/. 5,490,732
CAJABAMBA	S/. 1,794,792
CACHACHI	S/. 1,844,776
A	S/. 1,102,938
SITACUCHA	S/. 748,226
Celendin	S/. 7,157,681
CELENDIN	S/. 1,376,787
CHUMUCH	S/. 315,549
CORTEGANA	S/. 851,950
HUASMIN	S/. 1,330,666
CHAVEZ	S/. 69,809
GALVEZ	S/. 328,520
IGLESIAS	S/. 609,484
OXAMARCA	S/. 631,280
SOROCHUCO	S/. 1,045,196
SUCRE	S/. 474,501
UTCO	S/. 123,939
Chota	S/. 16,108,526
DE PALLAN	S/. 355,853
CHOTA	S/. 4,273,492
ANGUIA	S/. 411,181
CHADIN	S/. 578,984
CHIGUIRIP	S/. 519,430
CHIMBAN	S/. 367,336
A	S/. 599,834
A	S/. 774,324
CONCHAN	S/. 578,669
HUAMBOS	S/. 980,547
LAJAS	S/. 1,567,377
LLAMA	S/. 742,422
MIRACOSTA	S/. 400,852
PACCHA	S/. 691,076
PION	S/. 214,577
QUEROCOTO	S/. 1,014,994
LICUPIS	S/. 148,714
TACABAMBA	S/. 1,782,602
TOCMOCHE	S/. 106,262

Contumaza	S/. 4,630,713
A	S/. 1,029,089
CONTUMAZA	S/. 1,049,438
CHILETE	S/. 385,199
CUPIÑIQUE	S/. 198,868
GUZMANGO	S/. 327,973
SAN BENITO	S/. 328,733
DE TOLED	S/. 165,425
TANTARICA	S/. 225,096
YONAN	S/. 920,892
Cutervo	S/. 14,070,778
CUTERVO	S/. 4,825,069
CALLAYUC	S/. 1,192,477
CHOROS	S/. 361,072
CUJILLO	S/. 313,970
LA RAMADA	S/. 487,934
PIMPINGOS	S/. 761,509
LLO	S/. 1,671,146
DE CUTERVO	S/. 569,662
CUTERVO	S/. 276,476
LUCMA	S/. 418,826
SANTA CRUZ	S/. 416,693
DOMINGO DE	S/. 551,944
TOMAS	S/. 931,787
SOCOTA	S/. 1,103,604
CASANOVA	S/. 188,609
Hualgayoc	S/. 6,800,030
A	S/. 4,784,869
CHUGUR	S/. 384,808
HUALGAYOC	S/. 1,630,353
Jaen	S/. 15,711,512
JAEN	S/. 4,761,563
BELLAVISTA	S/. 1,595,247
CHONTALI	S/. 1,145,918
COLASAY	S/. 1,335,305
HUABAL	S/. 1,380,532
LAS PIRIAS	S/. 634,876
POMAHUACA	S/. 837,727
PUCARA	S/. 566,997
SALLIQUE	S/. 833,832
SAN FELIPE	S/. 547,539
DEL ALTO	S/. 669,618
SANTA ROSA	S/. 1,402,358

San Ignacio	S/. 11,906,184
SAN IGNACIO	S/. 2,330,881
CHIRINOS	S/. 1,304,430
HUARANGO	S/. 2,306,664
LA COIPA	S/. 1,668,139
NAMBALLE	S/. 1,180,749
LOURDES	S/. 1,630,922
TABACONAS	S/. 1,484,399
San Marcos	S/. 4,261,872
GALVEZ	S/. 1,107,310
CHANCAJ	S/. 344,782
VILLANUEVA	S/. 169,022
PITA	S/. 734,449
ICHOCAN	S/. 218,835
MANUEL	S/. 423,797
SABOGAL	S/. 1,263,677
San Miguel	S/. 5,793,086
SAN MIGUEL	S/. 1,485,571
BOLIVAR	S/. 189,261
CALQUIS	S/. 488,337
CATILLUC	S/. 350,477
EL PRADO	S/. 404,378
LA FLORIDA	S/. 263,452
LLAPA	S/. 370,020
NANCHOC	S/. 118,500
NIEPOS	S/. 532,360
GREGORIO	S/. 311,514
SILVESTRE	S/. 490,935
TONGOD	S/. 373,458
BLANCA	S/. 414,823
San Pablo	S/. 3,765,354
SAN PABLO	S/. 1,779,012
BERNARDIN	S/. 721,136
SAN LUIS	S/. 244,313
TUMBADEN	S/. 1,020,893
Santa Cruz	S/. 4,291,457
SANTA CRUZ	S/. 560,766
ANDABAMBA	S/. 244,034
CATACHE	S/. 949,718
NOS	S/. 441,230
ESPERANZA	S/. 362,376
NINABAMBA	S/. 372,058
PULAN	S/. 548,695
A	S/. 211,038
SEXI	S/. 50,212
UTICYACU	S/. 212,423
YAUUYUCAN	S/. 338,907

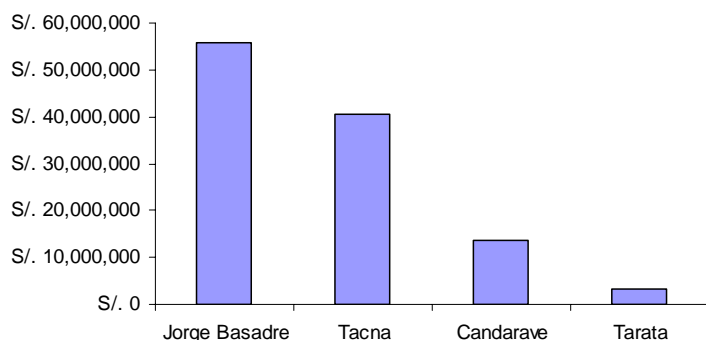
# TACNA

## REPORTE INFORMATIVO TRANSFERENCIAS POR CANON MINERO en el 2005

Al Gov. Regional de Tacna S/. 37,780,112  
A gobiernos provinciales y distritales S/. 113,340,388  
=> Total Transferido a Tacna S/. 151,120,500

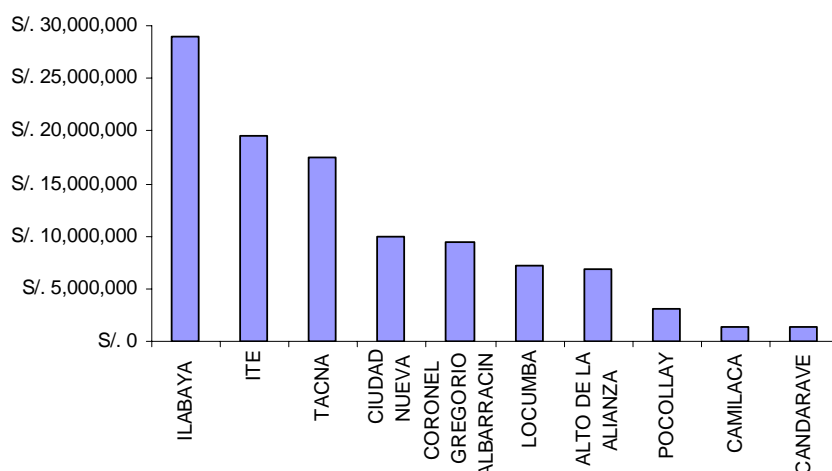


### Distribución de Canon Minero por Provincias



Jorge Basadre	S/. 55,785,878
Tacna	S/. 40,656,106
Candarave	S/. 13,539,534
Tarata	S/. 3,358,878
<b>Total</b>	<b>S/. 113,340,396</b>

### Distritos que mayor transferencia del Canon Minero recibieron



### Transferencias de Canon Minero en el año 2005 (en nuevos soles)

Tacna	S/. 40,656,106
TACNA	S/. 17,451,294
ALTO DE LA ALIANZA	S/. 6,805,068
CALANA	S/. 727,528
CIUDAD NUEVA	S/. 9,864,137
INCLAN	S/. 331,988
PACHIA	S/. 850,244
PALCA	S/. 802,207
POCOLLAY	S/. 3,113,964
SAMA	S/. 709,676

Tarata	S/. 3,358,878
TARATA	S/. 1,233,072
CHUCATAMANI	S/. 190,860
ESTIQUE	S/. 244,308
ESTIQUE-PAMPA	S/. 75,982
SITAJARA	S/. 200,066
SUSAPAYA	S/. 524,014
TARUCACHI	S/. 213,461
TICACO	S/. 677,115

Candarave	S/. 13,539,534
CORONEL GREGORIO ALBARRACIN	S/. 9,456,352
CANDARAVE	S/. 1,336,107
CAIRANI	S/. 514,561
CAMILACA	S/. 1,338,482
CURIBAYA	S/. 73,432
HUANUARA	S/. 408,001
QUILAHUANI	S/. 412,599
Jorge Basadre	S/. 55,785,878
LOCUMBA	S/. 7,235,907
ILABAYA	S/. 28,929,587
ITE	S/. 19,620,384

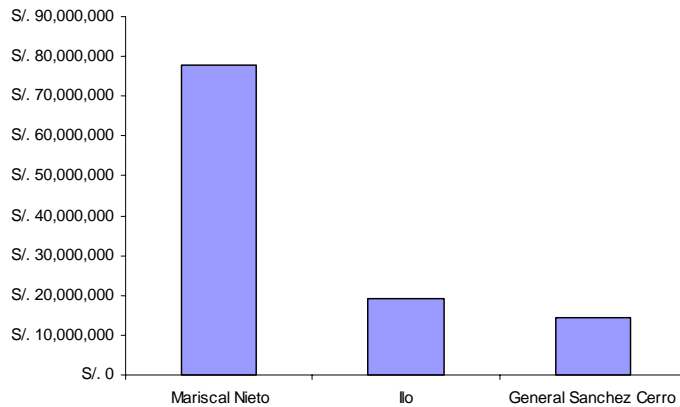
# MOQUEGUA

## REPORTE INFORMATIVO TRANSFERENCIAS POR CANON MINERO en el 2005

Al Gob. Regional de Moquegua S/. 37,170,800  
A gobiernos provinciales y distritales S/. 111,338,952  
=> Total Transferido a Moquegua S/. 148,509,741

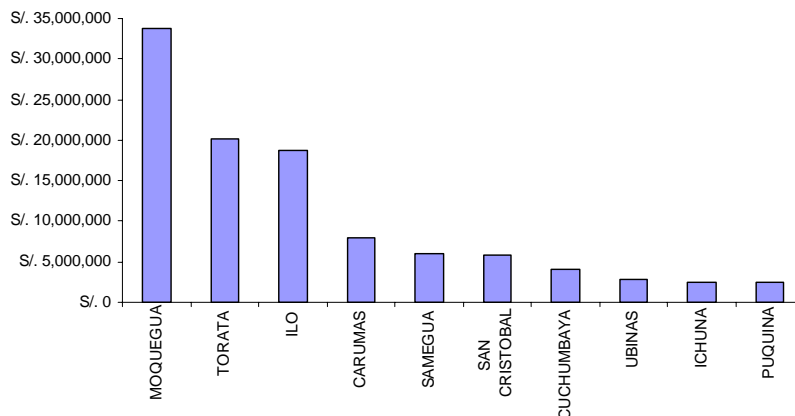


### Distribución de Canon Minero por Provincias



Mariscal Nieto	S/. 77,653,488
Ilo	S/. 19,215,049
General Sanchez Cerro	S/. 14,470,415
<b>Total</b>	<b>S/. 111,338,952</b>

### Distritos que mayor transferencia del Canon Minero recibieron



### Transferencias de Canon Minero en el año 2005 (en nuevos soles)

Provincia	Total (S/.)
<b>Mariscal Nieto</b>	<b>S/. 77,653,488</b>
MOQUEGUA	S/. 33,842,364
CARUMAS	S/. 7,889,470
CUCHUMBAYA	S/. 4,017,674
SAMEGUA	S/. 5,923,663
SAN CRISTOBAL	S/. 5,813,442
TORATA	S/. 20,166,875
<b>Ilo</b>	<b>S/. 19,215,049</b>
ILO	S/. 18,730,400
EL ALGARROBAL	S/. 73,839
PACOCHA	S/. 410,810

Provincia	Total (S/.)
<b>General Sanchez Cerro</b>	<b>S/. 14,470,415</b>
OMATE	S/. 1,542,960
CHOJATA	S/. 1,250,793
COALAUQUE	S/. 1,255,179
ICHUNA	S/. 2,508,524
LA CAPILLA	S/. 865,858
LLOQUE	S/. 600,146
MATALAUQUE	S/. 356,159
PUQUINA	S/. 2,400,063
QUINISTAQUILLAS	S/. 397,024
UBINAS	S/. 2,767,976
YUNGA	S/. 525,733

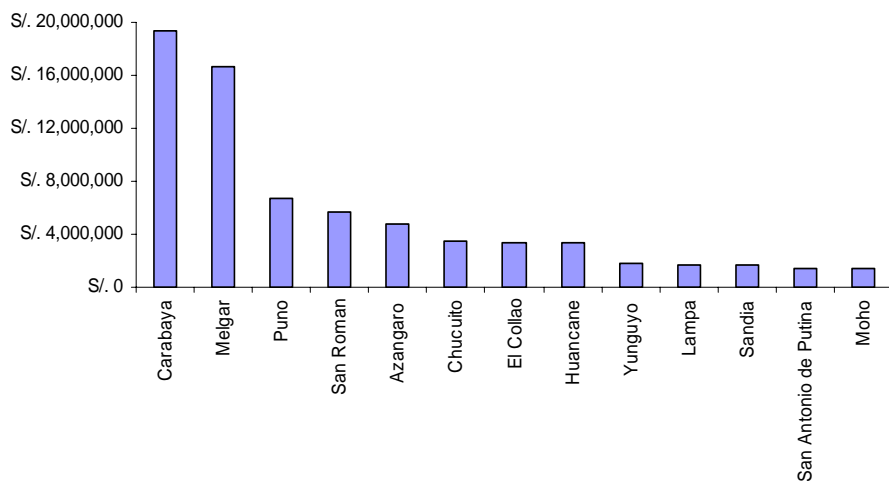
# PUNO

## REPORTE INFORMATIVO TRANSFERENCIAS POR CANON MINERO en el 2005

Al Gob. Regional de Puno S/. 23,763,150  
A gobiernos provinciales y distritales S/. 71,462,903  
=> Total Transferido a Puno S/. 95,226,053

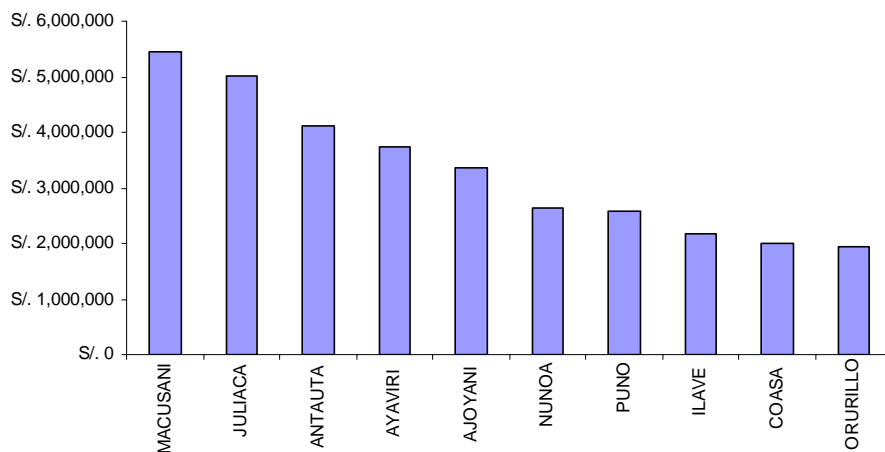


### Distribución de Canon Minero por Provincias



Carabaya	S/. 19,320,453
Melgar	S/. 16,703,777
Puno	S/. 6,738,438
San Roman	S/. 5,678,845
Azangaro	S/. 4,813,028
Chucuito	S/. 3,433,020
El Collao	S/. 3,413,510
Huancane	S/. 3,300,482
Yunguyo	S/. 1,869,975
Lampa	S/. 1,690,956
Sandia	S/. 1,690,120
San Antonio de Putina	S/. 1,433,195
Moho	S/. 1,377,106
<b>Total</b>	<b>S/. 71,462,905</b>

### Distritos que mayor transferencia del Canon Minero recibieron



**Transferencias de Canon Minero en el año 2005 (en nuevos soles)**

<b>Puno</b>	S/. 6,738,438
PUNO	S/. 2,572,100
ACORA	S/. 1,244,974
AMANTANI	S/. 155,757
ATUNCOLLA	S/. 243,837
CAPACHICA	S/. 426,235
CHUCUITO	S/. 378,690
COATA	S/. 245,961
HUATA	S/. 102,880
MANAZO	S/. 231,245
PAUCARCOLLA	S/. 192,426
PICHACANI	S/. 270,637
PLATERIA	S/. 328,656
SAN ANTONIO	S/. 58,700
TIQUILLACA	S/. 119,042
VILQUE	S/. 167,298
<b>Azangaro</b>	S/. 4,813,028
AZANGARO	S/. 816,813
ACHAYA	S/. 124,092
ARAPA	S/. 407,824
ASILLO	S/. 590,614
CAMINACA	S/. 180,891
CHUPA	S/. 618,244
JOSE DOMINGO CHOQUEHUANCA	S/. 77,057
MUNANI	S/. 263,370
POTONI	S/. 391,136
SAMAN	S/. 432,996
SAN ANTON	S/. 264,491
SAN JOSE	S/. 191,335
SAN JUAN DE SALINAS	S/. 121,963
SANTIAGO DE PUPUJA	S/. 209,933
TIRAPATA	S/. 122,269
<b>Chucuito</b>	S/. 3,433,020
JULI	S/. 802,452
DESAGUADERO	S/. 327,834
HUACULLANI	S/. 200,573
KELLUYO	S/. 250,040
PISACOMA	S/. 409,468
POMATA	S/. 721,862
ZEPITA	S/. 720,791

<b>El Collao</b>	S/. 3,413,510
ILAVE	S/. 2,187,953
CAPASO	S/. 61,668
PILCUYO	S/. 625,949
SANTA ROSA	S/. 537,940
<b>Huancane</b>	S/. 3,300,482
CONDURIRI	S/. 256,370
HUANCANE	S/. 1,014,342
COJATA	S/. 235,797
HUATASANI	S/. 103,513
INCHUPALLA	S/. 196,604
PUSI	S/. 296,427
ROSASPATA	S/. 292,675
TARACO	S/. 421,870
VILQUE CHICO	S/. 482,884
<b>Lampa</b>	S/. 1,690,956
LAMPA	S/. 405,292
CABANILLA	S/. 226,076
CALAPUJA	S/. 64,584
NICASIO	S/. 90,289
OCUVIRI	S/. 87,938
PALCA	S/. 149,291
PARATIA	S/. 113,891
PUCARA	S/. 213,125
SANTA LUCIA	S/. 300,856
VILAVILA	S/. 39,614
<b>Melgar</b>	S/. 16,703,777
AYAVIRI	S/. 3,727,065
ANTAUTA	S/. 4,126,229
CUPI	S/. 344,308
LLALLI	S/. 447,754
MACARI	S/. 1,450,425
NUNOA	S/. 2,641,517
ORURILLO	S/. 1,930,545
SANTA ROSA	S/. 1,372,437
UMACHIRI	S/. 663,497
<b>San Roman</b>	S/. 5,678,845
JULIACA	S/. 5,003,395
CABANA	S/. 179,214
CABANILLAS	S/. 193,807
CARACOTO	S/. 302,429

<b>Sandia</b>	S/. 1,690,120
SANDIA	S/. 447,989
CUYOCUYO	S/. 303,568
LIMBANI	S/. 114,239
PATAMBUCO	S/. 218,506
PHARA	S/. 235,083
QUIACA	S/. 92,230
SAN JUAN DEL ORO	S/. 175,103
YANAHUAYA	S/. 103,402
<b>Yunguyo</b>	S/. 1,869,975
ALTO INAMBARI	S/. 189,149
YUNGUYO	S/. 884,090
ANAPIA	S/. 40,308
COPANI	S/. 233,891
CUTURAPI	S/. 103,952
OLLARAYA	S/. 102,599
TINICACHI	S/. 44,141
UNICACHI	S/. 125,216
<b>Moho</b>	S/. 1,377,106
MOHO	S/. 800,061
CONIMA	S/. 186,235
HUAYRAPATA	S/. 213,271
TILALI	S/. 177,539
<b>San Antonio de Putina</b>	S/. 1,433,195
PUTINA	S/. 541,253
ANANEA	S/. 552,640
PEDRO VILCA APAZA	S/. 84,975
QUILCAPUNCU	S/. 198,107
SINA	S/. 56,220
<b>Carabaya</b>	S/. 19,320,453
MACUSANI	S/. 5,441,781
AJOYANI	S/. 3,376,352
AYAPATA	S/. 1,276,701
COASA	S/. 1,993,716
CORANI	S/. 799,924
CRUCERO	S/. 1,824,091
ITUATA	S/. 1,799,059
OLLACHEA	S/. 913,699
SAN GABAN	S/. 1,062,178
USICAYOS	S/. 832,952

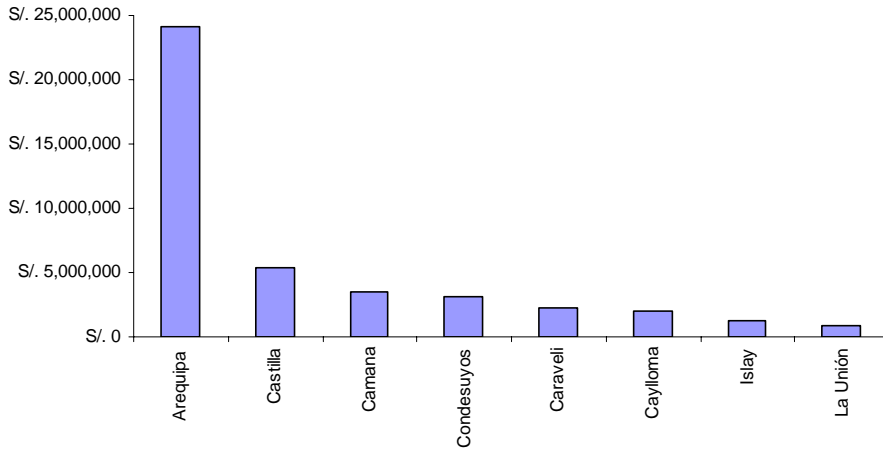
# AREQUIPA

## REPORTE INFORMATIVO TRANSFERENCIAS POR CANON MINERO en el 2005

Al Gob. Regional de Arequipa S/. 20,798,943  
 A gobiernos provinciales y distritales S/. 42,417,564  
 => Total Transferido a Arequipa S/. 63,216,502

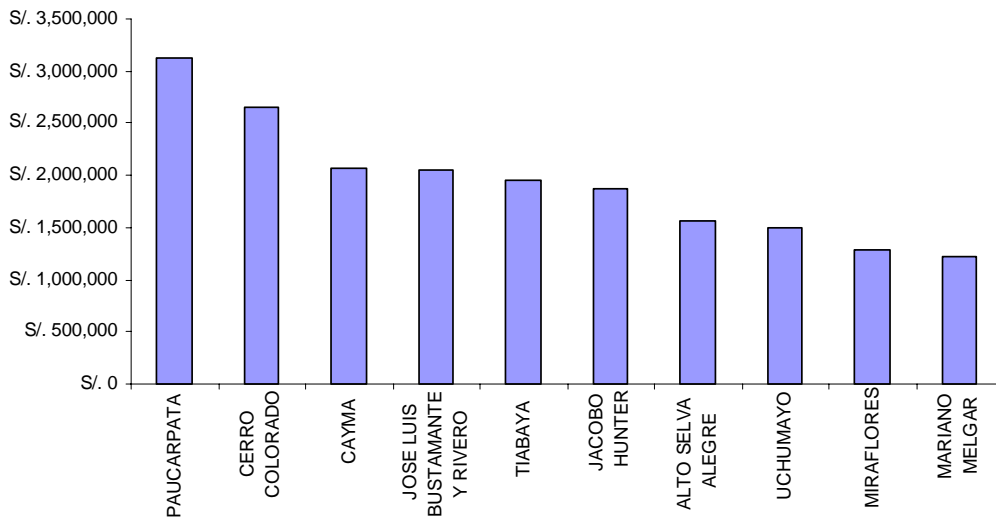


### Distribución de Canon Minero por Provincias



Arequipa	S/. 24,114,678
Castilla	S/. 5,333,658
Camana	S/. 3,482,735
Condesuyos	S/. 3,152,866
Caraveli	S/. 2,256,834
Caylloma	S/. 2,018,457
Islay	S/. 1,237,472
La Unión	S/. 820,864
<b>Total</b>	<b>S/. 42,417,564</b>

### Distritos que mayor transferencia del Canon Minero recibieron



**Transferencias de Canon Minero en el año 2005 (en nuevos soles)**

<b>Arequipa</b>	S/. 24,114,678
AREQUIPA	S/. 1,016,426
ALTO SELVA ALEGRE	S/. 1,556,412
CAYMA	S/. 2,073,124
CERRO COLORADO	S/. 2,649,539
CHARACATO	S/. 181,895
CHIGUATA	S/. 191,392
JACOBO HUNTER	S/. 1,874,674
LA JOYA	S/. 796,968
MARIANO MELGAR	S/. 1,219,950
MIRAFLORES	S/. 1,292,778
MOLLEBAYA	S/. 59,827
PAUCARPATA	S/. 3,131,287
POCSI	S/. 57,531
POLOBAYA	S/. 104,919
QUEQUENA	S/. 75,176
SABANDIA	S/. 168,603
SACHACA	S/. 618,004
SAN JUAN DE SIGUAS	S/. 42,497
SAN JUAN DE TARUCANI	S/. 187,156
SANTA ISABEL DE SIGUAS	S/. 80,829
SANTA RITA DE SIGUAS	S/. 145,192
SOCABAYA	S/. 938,450
TIABAYA	S/. 1,959,536
UCHUMAYO	S/. 1,489,723
VITOR	S/. 227,016
YANAHUARA	S/. 141,893
YARABAMBA	S/. 1,168,673
YURA	S/. 665,208
<b>Camana</b>	S/. 3,482,735
JOSE LUIS BUSTAMANTE Y RIVERO	S/. 2,054,188
CAMANA	S/. 293,102
JOSE MARIA QUIMPER	S/. 114,690
MARIANO NICOLAS VALCARCEL	S/. 116,710
MARISCAL CACERES	S/. 153,511
NICOLAS DE PIEROLA	S/. 182,639
OCONA	S/. 154,180
QUILCA	S/. 50,952
SAMUEL PASTOR	S/. 362,763
<b>Caraveli</b>	S/. 2,256,834
CARAVELI	S/. 284,687
ACARI	S/. 296,081
ATICO	S/. 159,422
ATIQUIPA	S/. 58,855
BELLA UNION	S/. 100,902
CAHUACHO	S/. 72,075
CHALA	S/. 198,243
CHAPARRA	S/. 202,475
HUANUHUANU	S/. 228,058
JAQUI	S/. 201,061
LOMAS	S/. 199,113
QUICACHA	S/. 146,899
YAUCA	S/. 108,963
<b>Islay</b>	S/. 1,237,472
MOLLEDO	S/. 458,493
COCACHACRA	S/. 288,715
DEAN VALDIVIA	S/. 204,944
ISLAY	S/. 71,664
MEJIA	S/. 42,042
PUNTA DE BOMBON	S/. 171,614

<b>Caylloma</b>	S/. 2,018,457
CHIVAY	S/. 152,180
ACHOMA	S/. 74,304
CABANACONDE	S/. 170,596
CALLALLI	S/. 141,973
CAYLLOMA	S/. 287,381
COPORAQUE	S/. 69,175
HUAMBO	S/. 73,924
HUANCA	S/. 285,198
ICHUPAMPA	S/. 45,807
LARI	S/. 68,231
LLUTA	S/. 72,465
MACA	S/. 68,351
MADRIGAL	S/. 50,932
SAN ANTONIO DE CHUCA	S/. 54,963
SIBAYO	S/. 47,103
TAPAY	S/. 47,185
TISCO	S/. 133,680
TUTI	S/. 54,781
YANQUE	S/. 120,228
<b>Condesuyos</b>	S/. 3,152,866
MAJES	S/. 467,070
CHUQUIBAMBA	S/. 319,672
ANDARAY	S/. 91,678
CAYARANI	S/. 1,040,915
CHICHAS	S/. 136,196
IRAY	S/. 69,755
RIO GRANDE	S/. 441,007
SALAMANCA	S/. 163,291
YANAQUIHUA	S/. 423,282
<b>La Unión</b>	S/. 820,864
COTAHUASI	S/. 117,491
ALCA	S/. 108,367
CHARCANA	S/. 40,037
HUAYNACOTAS	S/. 141,878
PAMPAMARCA	S/. 84,206
PUYCA	S/. 150,064
QUECHUALLA	S/. 20,223
SAYLA	S/. 22,502
TAURIA	S/. 20,293
TOMEPAMPA	S/. 42,871
TORO	S/. 72,932
<b>Castilla</b>	S/. 5,333,658
APLAO	S/. 901,384
ANDAGUA	S/. 253,177
AYO	S/. 49,510
CHACHAS	S/. 915,924
CHILCAYMARCA	S/. 84,499
CHOCO	S/. 187,980
HUANCARQUI	S/. 137,671
MACHAGUAY	S/. 159,967
ORCOPAMPA	S/. 1,186,593
PAMPACOLCA	S/. 489,828
TIPAN	S/. 58,451
UNON	S/. 34,644
URACA	S/. 608,761
VIRACO	S/. 265,269

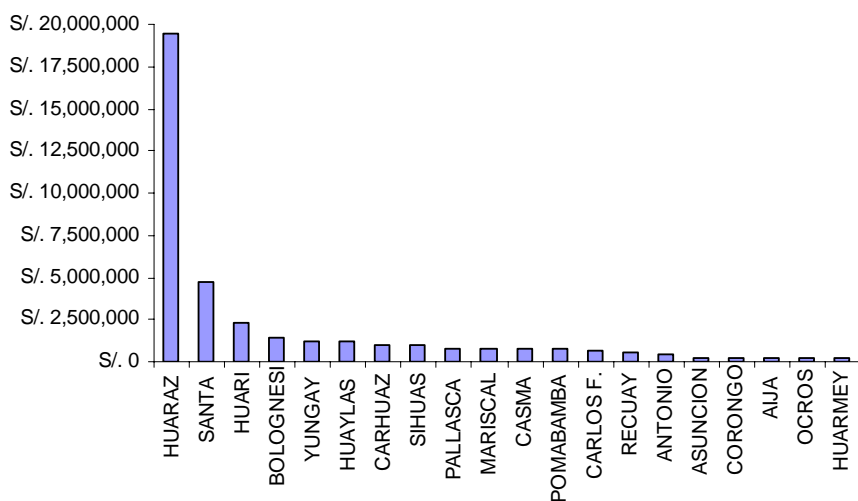
# ANCASH

## REPORTE INFORMATIVO TRANSFERENCIAS POR CANON MINERO en el 2005

Al Gov. Regional de Ancash S/. 12,647,569  
A gobiernos provinciales y distritales S/. 37,942,678  
=> Total Transferido a Ancash S/. 50,590,247

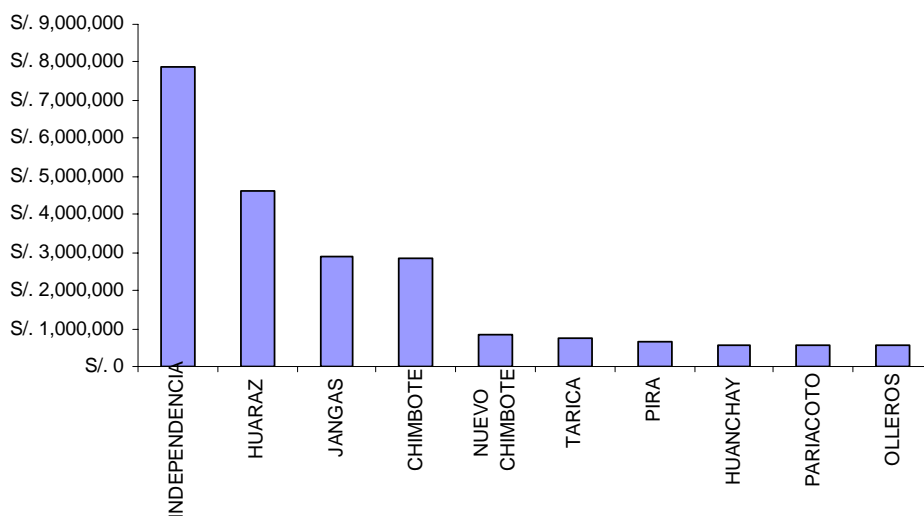


### Distribución de Canon Minero por Provincias



HUARAZ	S/. 19,406,318.00
SANTA	S/. 4,772,996.00
HUARI	S/. 2,261,860.00
BOLOGNESI	S/. 1,413,033.00
YUNGAY	S/. 1,238,704.00
HUAYLAS	S/. 1,203,626.00
CARHUAZ	S/. 941,637.00
SIHUAS	S/. 934,454.00
PALLASCA	S/. 787,622.00
MARISCAL LUZURIAGA	S/. 764,550.00
CASMA	S/. 761,821.00
POMABAMBA	S/. 714,923.00
CARLOS F. FITZCARRALD	S/. 623,918.00
RECUAY	S/. 535,320.00
ANTONIO RAIMONDI	S/. 490,724.00
ASUNCION	S/. 251,935.00
CORONGO	S/. 244,439.00
AIJA	S/. 235,765.00
OCROS	S/. 193,881.00
HUARMEY	S/. 165,151.00
<b>Total</b>	<b>S/. 37,942,677.00</b>

### Distritos que mayor transferencia del Canon Minero recibieron



**Transferencias de Canon Minero en el año 2005 (en nuevos soles)**

HUARAZ	S/. 19,406,318
HUARAZ	S/. 4,611,259
COCHABAMBA	S/. 378,062
COLCABAMBA	S/. 81,808
HUANCHAY	S/. 582,157
INDEPENDENCIA	S/. 7,877,569
JANGAS	S/. 2,908,811
LA LIBERTAD	S/. 228,530
OLLEROS	S/. 539,768
PAMPAS	S/. 228,551
PARIACOTO	S/. 560,836
PIRA	S/. 657,888
TARICA	S/. 751,079
AIJA	S/. 235,765
AIJA	S/. 45,158
CORIS	S/. 63,314
HUACLLAN	S/. 15,081
LA MERCED	S/. 80,281
SUCCHA	S/. 31,931
ANTONIO RAIMONDI	S/. 490,724
LLAMELLIN	S/. 107,455
ACZO	S/. 76,143
CHACCHO	S/. 54,977
CHINGAS	S/. 61,010
MIRGAS	S/. 153,472
SAN JUAN DE RONTROY	S/. 37,667
ASUNCION	S/. 251,935
CHACAS	S/. 135,491
ACOHACA	S/. 116,444
BOLOGNESI	S/. 1,413,033
CHIQUIAN	S/. 166,340
ABELARDO PARDO LEZAMETA	S/. 9,625
ANTONIO RAYMONDI	S/. 66,933
AQUIA	S/. 178,489
CAJACAY	S/. 81,148
CANIS	S/. 11,113
COLQUIOC	S/. 75,470
HUALLANCA	S/. 493,367
HUASTA	S/. 106,556
HUAYLLACAYAN	S/. 79,932
LA PRIMAVERA	S/. 17,105
MANGAS	S/. 27,326
PACLLON	S/. 53,876
SAN MIGUEL DE CORPANQUI	S/. 15,186
TICLLOS	S/. 30,567
CARHUAZ	S/. 941,637
CARHUAZ	S/. 249,027
ACOPAMPA	S/. 48,504
AMASHCA	S/. 48,842
ANTA	S/. 52,510
ATAQUERO	S/. 53,454
MARCARA	S/. 176,078
PARIAHUANCA	S/. 31,012
SAN MIGUEL DE ACO	S/. 58,004
SHILLA	S/. 98,622
TINCO	S/. 64,893
YUNGAR	S/. 60,691
CASMA	S/. 761,821
CASMA	S/. 432,391
BUENA VISTA ALTA	S/. 87,209
COMANDANTE NOEL	S/. 61,263
YAUTAN	S/. 180,958

CORONGO	S/. 244,439
CORONGO	S/. 56,734
ACO	S/. 19,795
BAMBAS	S/. 13,349
CUSCA	S/. 77,822
LA PAMPA	S/. 41,270
YANAC	S/. 22,456
YUPAN	S/. 13,013
HUARI	S/. 2,261,860
HUARI	S/. 224,942
ANRA	S/. 69,089
CAJAY	S/. 126,929
CHAVIN DE HUANTAR	S/. 282,727
HUACACHI	S/. 86,777
HUACCHIS	S/. 59,574
HUACHIS	S/. 132,362
HUANTAR	S/. 95,577
MASIN	S/. 78,777
PAUCAS	S/. 78,208
PONTO	S/. 114,027
RAHUAPAMPA	S/. 19,328
RAPAYAN	S/. 58,805
SAN MARCOS	S/. 381,113
SAN PEDRO DE CHANA	S/. 80,397
UCO	S/. 62,196
HUARMEY	S/. 311,032
HUARMEY	S/. 165,151
COCHAPETI	S/. 34,221
CULEBRAS	S/. 62,404
HUAYAN	S/. 35,320
MALVAS	S/. 33,206
HUAYLAS	S/. 1,203,626
CARAZ	S/. 391,468
HUALLANCA	S/. 29,285
HUATA	S/. 38,407
HUAYLAS	S/. 63,145
MATO	S/. 52,134
PAMPAROMAS	S/. 210,563
PUEBLO LIBRE	S/. 180,941
SANTA CRUZ	S/. 128,909
SANTO TORIBIO	S/. 53,690
YURACMARCA	S/. 55,084
MARISCAL LUZURIAGA	S/. 764,550
PISCOBAMBA	S/. 102,089
CASCA	S/. 149,274
ELEAZAR GUZMAN BARRON	S/. 43,336
FIDEL OLIVAS ESCUDERO	S/. 78,086
LLAMA	S/. 58,073
LLUMPA	S/. 190,577
LUCMA	S/. 100,081
MUSGA	S/. 43,034
OCROS	S/. 193,881
OCROS	S/. 48,937
ACAS	S/. 13,350
CAJAMARQUILLA	S/. 6,454
CARHUAPAMPA	S/. 13,570
COCHAS	S/. 25,789
CONGAS	S/. 36,575
LLIPA	S/. 5,589
SAN CRISTOBAL DE RAJAN	S/. 14,000
SAN PEDRO	S/. 16,788
SANTIAGO DE CHILCAS	S/. 12,829

PALLASCA	S/. 787,622
CABANA	S/. 76,489
BOLOGNESI	S/. 39,169
CONCHUCOS	S/. 240,260
HUACASCHUQUE	S/. 28,601
HUANDOVAL	S/. 33,621
LACABAMBA	S/. 21,432
LLAPO	S/. 17,797
PALLASCA	S/. 81,907
PAMPAS	S/. 141,513
SANTA ROSA	S/. 31,584
TAUCA	S/. 75,249
POMABAMBA	S/. 714,923
POMABAMBA	S/. 330,512
HUAYLLAN	S/. 108,108
PAROBAMBA	S/. 195,084
QUINUABAMBA	S/. 81,219
RECUAY	S/. 535,320
RECUAY	S/. 144,814
CATAC	S/. 113,594
COTAPARACO	S/. 18,360
HUAYLLAPAMPA	S/. 28,516
LLACLLIN	S/. 29,181
MARCA	S/. 35,518
PAMPAS CHICO	S/. 35,036
PARARIN	S/. 35,222
TAPACCOCHA	S/. 20,588
TICAPAMPA	S/. 74,491
SANTA	S/. 4,772,996
CHIMBOTE	S/. 2,838,789
CACERES DEL PERU	S/. 129,905
COISHCO	S/. 189,586
MACATE	S/. 109,047
MORO	S/. 158,547
NEPENA	S/. 203,378
SAMANCO	S/. 93,247
SANTA	S/. 212,453
NUEVO CHIMBOTE	S/. 838,044
SIHUAS	S/. 934,454
SIHUAS	S/. 122,486
ACOBAMBA	S/. 45,776
ALFONSO UGARTE	S/. 34,950
CASHAPAMPA	S/. 103,076
CHINGALPO	S/. 38,754
HUAYLLABAMBA	S/. 135,784
QUICHES	S/. 86,034
RAGASH	S/. 99,998
SAN JUAN	S/. 209,637
SICSIBAMBA	S/. 57,959
YUNGAY	S/. 1,238,704
YUNGAY	S/. 378,487
CASCAPARA	S/. 41,331
MANCOS	S/. 133,321
MATACOTO	S/. 27,737
QUILLO	S/. 311,027
RANRAHIRCA	S/. 77,249
SHUPLUY	S/. 59,896
YANAMA	S/. 209,656
FITZCARRALD	S/. 623,918
SAN LUIS	S/. 337,269
SAN NICOLAS	S/. 140,613
YAUYA	S/. 146,036

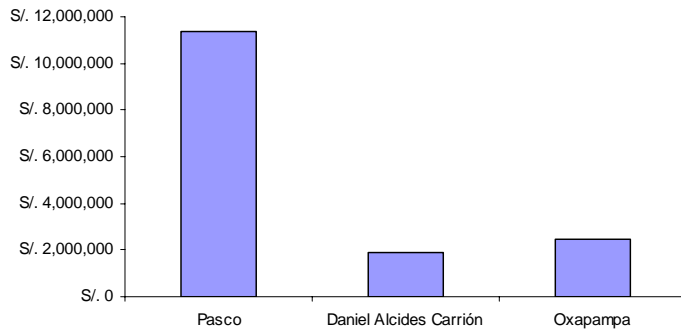
# PASCO

## REPORTE INFORMATIVO TRANSFERENCIAS POR CANON MINERO en el 2005

Al Gob. Regional de Pasco S/. 7,679,737  
A gobiernos provinciales y distritales S/. 15,719,123  
=> Total Transferido a Pasco S/. 23,398,860

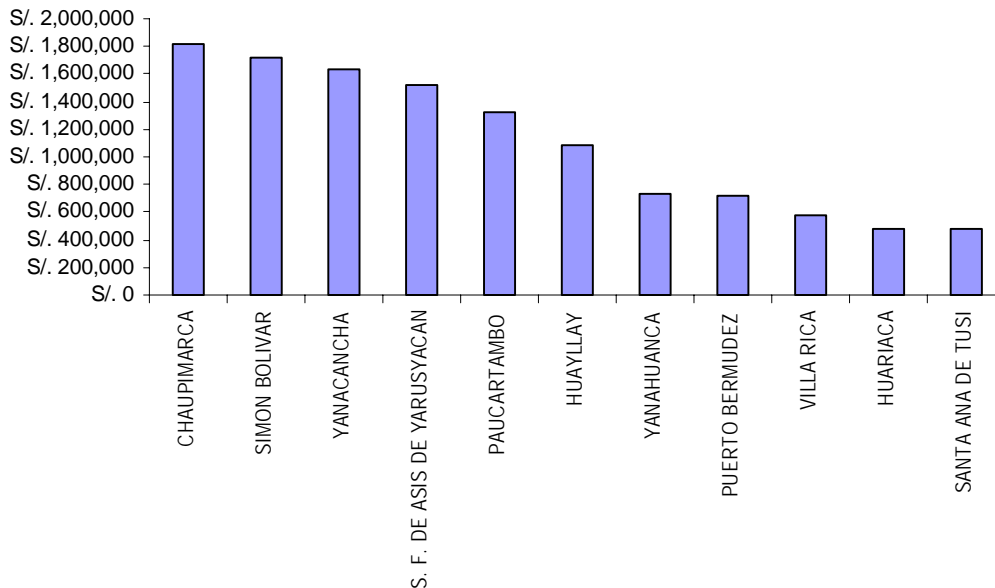


### Distribución de Canon Minero por Provincias



Pasco	S/. 11,367,983
Daniel Alcides Carrión	S/. 1,868,229
Oxapampa	S/. 2,482,917
<b>Total</b>	<b>S/. 15,719,129</b>

### Distritos que mayor transferencia del Canon Minero recibieron



### Transferencias de Canon Minero en el año 2005 (en nuevos soles)

<b>Pasco</b>	S/. 11,367,983
CHAUPIMARCA	S/. 1,818,973
HUACHON	S/. 354,005
HUARIACA	S/. 482,475
HUAYLLAY	S/. 1,078,620
NINACACA	S/. 297,932
PALLANCHACRA	S/. 222,581
PAUCARTAMBO	S/. 1,322,886
SAN FRANCISCO DE ASIS DE YARUSYACAN	S/. 1,519,121
SIMON BOLIVAR	S/. 1,719,975
TICLACAYAN	S/. 182,662
TINYAHUARCO	S/. 419,510
VICCO	S/. 310,594
YANACANCHA	S/. 1,638,649

<b>Daniel Alcides Carrión</b>	S/. 1,868,229.00
YANAHUANCA	S/. 735,041.00
CHACAYAN	S/. 161,921.00
GOYLLARISQUIZGA	S/. 43,602.00
PAUCAR	S/. 147,747.00
SAN PEDRO DE PILLAO	S/. 65,540.00
SANTA ANA DE TUSI	S/. 479,649.00
TAPUC	S/. 121,079.00
VILCABAMBA	S/. 113,650.00
<b>Oxapampa</b>	<b>S/. 2,482,917.00</b>
OXAPAMPA	S/. 336,196.00
CHONTABAMBA	S/. 88,904.00
HUANCABAMBA	S/. 254,044.00
PALCAZU	S/. 264,197.00
POZUZO	S/. 254,662.00
PUERTO BERMUDEZ	S/. 713,507.00
VILLA RICA	S/. 571,407.00

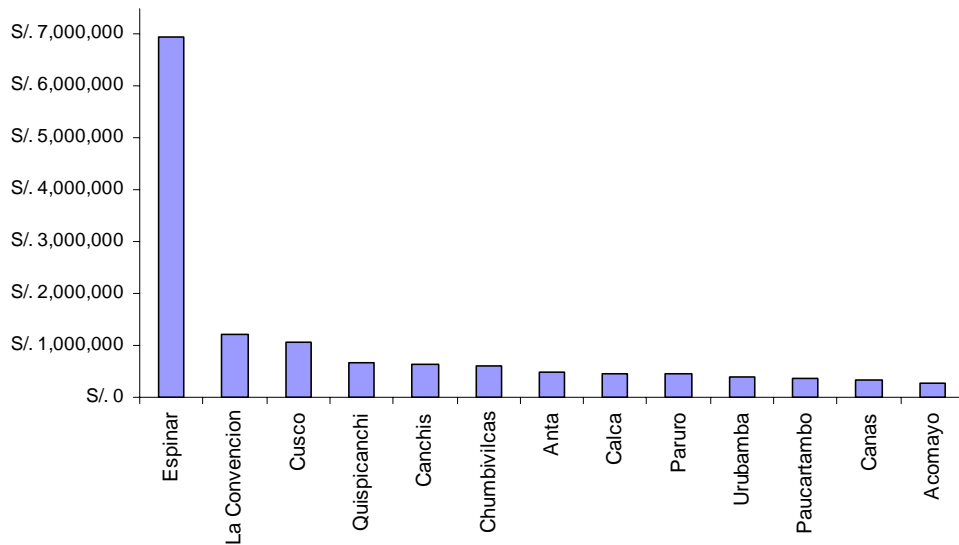
# CUSCO

## REPORTE INFORMATIVO TRANSFERENCIAS POR CANON MINERO en el 2005

Al Gov. Regional del Cusco S/. 4,646,542  
A gobiernos provinciales y distritales S/. 13,939,599  
=> Total Transferido a Cusco S/. 18,586,141

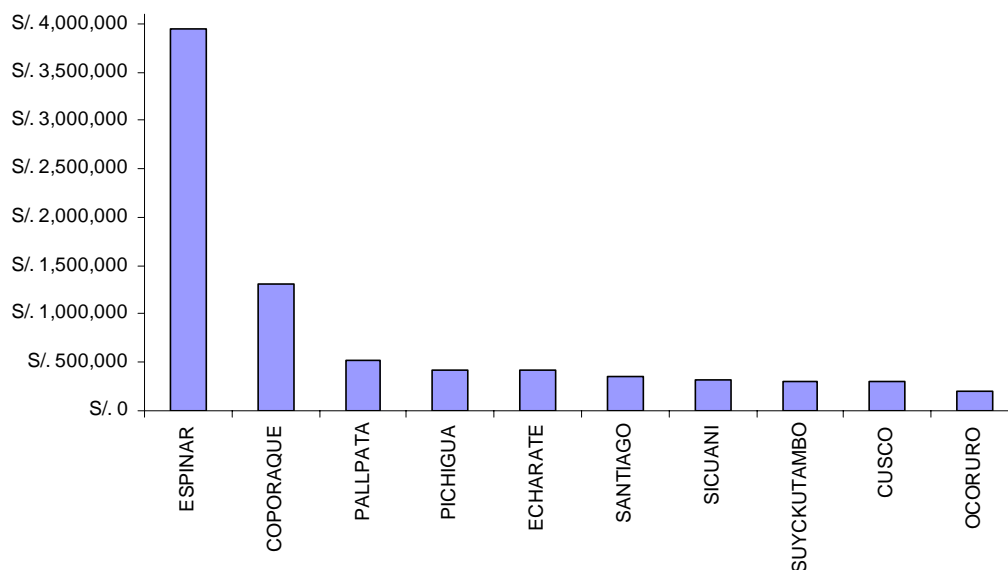


### Distribución de Canon Minero por Provincias



Espinar	S/. 6,963,471
La Convencion	S/. 1,218,197
Cusco	S/. 1,070,291
Quispicanchi	S/. 662,526
Canchis	S/. 651,961
Chumbivilcas	S/. 621,263
Anta	S/. 490,054
Calca	S/. 458,457
Paruro	S/. 446,259
Urubamba	S/. 389,901
Paucartambo	S/. 356,839
Canas	S/. 342,912
Acomayo	S/. 267,468
<b>Total</b>	<b>S/. 13,939,599</b>

### Distritos que mayor transferencia del Canon Minero recibieron



**Transferencias de Canon Minero en el año 2005 (en nuevos soles)**

Cusco	S/. 1,070,291
CUSCO	S/. 300,294
CCORCA	S/. 21,538
POROY	S/. 15,834
SAN JERONIMO	S/. 101,415
SAN SEBASTIAN	S/. 186,857
SANTIAGO	S/. 350,561
SAYLLA	S/. 6,852
WANCHAQ	S/. 86,940
Acomayo	S/. 267,468
ACOMAYO	S/. 45,142
ACOPIA	S/. 28,924
ACOS	S/. 29,373
MOSOC LLACTA	S/. 14,141
POMACANCHI	S/. 71,490
RONDOCAN	S/. 41,943
SANGARARA	S/. 36,455
Anta	S/. 490,054
ANTA	S/. 145,145
ANCAHUASI	S/. 67,222
CACHIMAYO	S/. 15,729
CHINCHAYPUJIO	S/. 52,438
HUAROCONDO	S/. 49,657
LIMATAMBO	S/. 69,740
MOLLEPATA	S/. 28,889
PUCYURA	S/. 24,583
ZURITE	S/. 36,651
Calca	S/. 458,457
CALCA	S/. 94,479
COYA	S/. 28,825
LAMAY	S/. 43,982
LARES	S/. 79,737
PISAC	S/. 65,450
SAN SALVADOR	S/. 40,319
TARAY	S/. 32,508
YANATILE	S/. 73,157
Canas	S/. 342,912
YANAOCA	S/. 85,273
CHECCA	S/. 52,696
KUNTURKANKI	S/. 49,315
LANGUI	S/. 29,728
LAYO	S/. 52,205
PAMPAMARCA	S/. 19,355
QUEHUE	S/. 25,697
TUPAC AMARU	S/. 28,643

Canchis	S/. 651,961
SICUANI	S/. 312,605
CHECACUPE	S/. 38,009
COMBAPATA	S/. 43,364
MARANGANI	S/. 90,698
PITUMARCA	S/. 59,885
SAN PABLO	S/. 47,082
SAN PEDRO	S/. 21,406
TINTA	S/. 38,912
Chumbivilcas	S/. 621,263
SANTO TOMAS	S/. 196,259
CAPACMARCA	S/. 46,564
CHAMACA	S/. 57,106
COLQUEMARCA	S/. 82,979
LIVITACA	S/. 85,259
LLUSCO	S/. 54,530
QUINOTA	S/. 36,798
VELILLE	S/. 61,768
Espinar	S/. 6,963,471
ESPINAR	S/. 3,949,036
CONDOROMA	S/. 85,134
COPORAQUE	S/. 1,308,656
OCORURO	S/. 200,885
PALLPATA	S/. 521,619
PICHIGUA	S/. 425,915
SUYCKUTAMBO	S/. 304,598
ALTO PICHIGUA	S/. 167,628
La Convencion	S/. 1,218,197
SANTA ANA	S/. 158,018
ECHARATE	S/. 421,302
HUAYOPATA	S/. 73,038
MARANURA	S/. 64,380
OCOBAMBA	S/. 60,234
QUELLOUNO	S/. 89,705
QUIMBIRI	S/. 167,140
SANTA TERESA	S/. 78,673
VILCABAMBA	S/. 105,707

Paruro	S/. 446,259
PICHARI	S/. 133,027
PARURO	S/. 34,706
ACCHA	S/. 40,349
CCAPI	S/. 42,701
COLCHA	S/. 16,485
HUANOQUITE	S/. 52,583
OMACHA	S/. 50,443
PACCARITAMBO	S/. 35,267
PILLPINTO	S/. 13,874
YAUURISQUE	S/. 26,824
Paucartambo	S/. 356,839
PAUCARTAMBO	S/. 87,717
CAICAY	S/. 20,965
CHALLABAMBA	S/. 82,048
COLQUEPATA	S/. 79,576
HUANCARANI	S/. 54,781
KOSNIPATA	S/. 31,752
Quispicanchi	S/. 662,526
URCOS	S/. 107,506
ANDAHUAYLILLAS	S/. 39,472
CAMANTI	S/. 17,003
CCARHUAYO	S/. 25,180
CCATCA	S/. 86,372
CUSIPATA	S/. 46,837
HUARO	S/. 39,017
LUCRE	S/. 33,026
MARCAPATA	S/. 41,824
OCONGATE	S/. 98,342
OROPESA	S/. 47,083
QUIQUIJANA	S/. 80,864
Urubamba	S/. 389,901
URUBAMBA	S/. 94,850
CHINCHERO	S/. 76,594
HUAYLLABAMBA	S/. 41,076
MACHUPICCHU	S/. 20,923
MARAS	S/. 63,798
OLLANTAYTAMBO	S/. 71,848
YUCAY	S/. 20,812

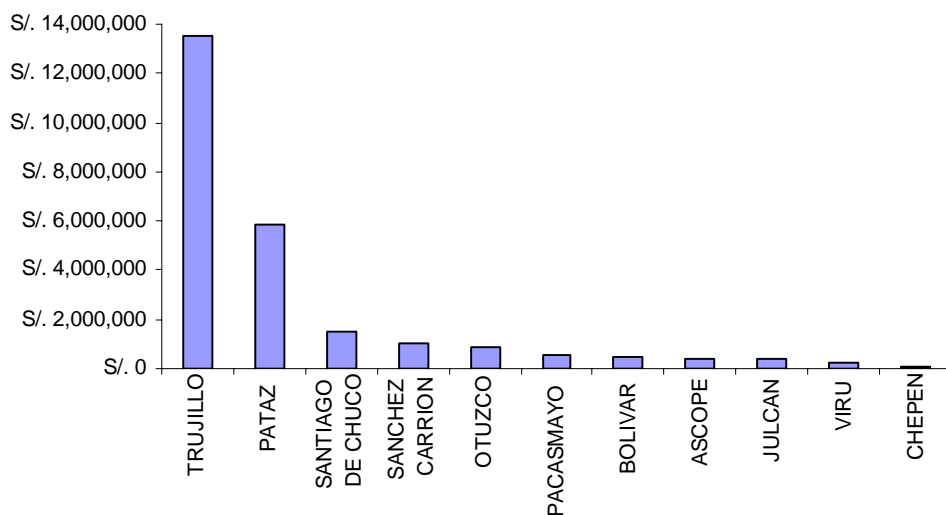
# LA LIBERTAD

## REPORTE INFORMATIVO TRANSFERENCIAS POR CANON MINERO en el 2005

Al Gob. Regional de La Libertad S/. 4,527,645  
 A gobiernos provinciales y distritales S/. 13,582,934  
 => Total Transferido a La Libertad S/. 18,110,579

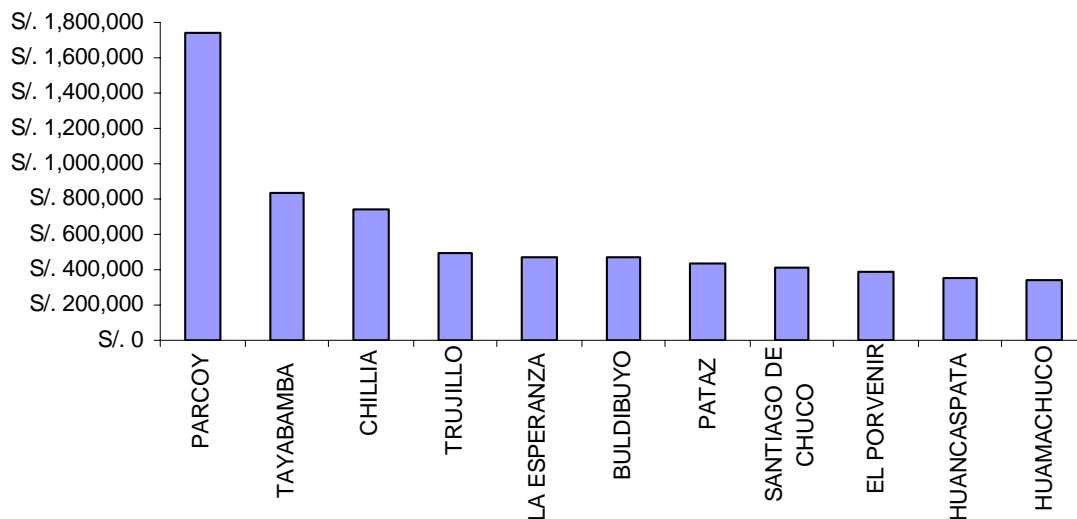


### Distribución de Canon Minero por Provincias



TRUJILLO	S/. 13,518,232
PATAZ	S/. 5,864,131
SANTIAGO DE CHUCO	S/. 1,514,712
SANCHEZ CARRION	S/. 1,031,674
OTUZCO	S/. 866,602
PACASMAYO	S/. 541,153
BOLIVAR	S/. 465,862
ASCOPE	S/. 412,373
JULCAN	S/. 365,522
VIRU	S/. 257,006
CHEPEN	S/. 97,009
<b>Total</b>	<b>S/. 24,934,276</b>

### Distritos que mayor transferencia del Canon Minero recibieron



**Transferencias de Canon Minero en el año 2005 (en nuevos soles)**

TRUJILLO	S/. 8,197,843
TRUJILLO	S/. 491,856
EL PORVENIR	S/. 389,635
FLORENCIA DE MORA	S/. 130,911
HUANCHACO	S/. 133,698
LA ESPERANZA	S/. 474,633
LAREDO	S/. 168,644
MOCHE	S/. 120,651
POROTO	S/. 44,469
SALAVERRY	S/. 46,640
SIMBAL	S/. 28,969
VICTOR LARCO HERRERA	S/. 136,787
ASCOPE	S/. 412,373
ASCOPE	S/. 44,636
CHICAMA	S/. 82,164
CHOCOPE	S/. 53,996
MAGDALENA DE CAO	S/. 15,045
PAIJAN	S/. 101,867
RAZURI	S/. 35,478
SANTIAGO DE CAO	S/. 79,187
BOLIVAR	S/. 465,862
CASA GRANDE	S/. 140,164
BOLIVAR	S/. 44,628
BAMBAMARCA	S/. 32,187
CONDORMARCA	S/. 26,894
LONGOTEA	S/. 21,823
UCHUMARCA	S/. 22,302
UCUNCHA	S/. 12,463
CHEPEN	S/. 165,401
JULCAN	S/. 365,522
JULCAN	S/. 158,901
CALAMARCA	S/. 83,072
CARABAMBA	S/. 70,276
HUASO	S/. 53,273
SANTIAGO DE CHUCO	S/. 1,514,712
SANTIAGO DE CHUCO	S/. 413,571
ANGASMARCA	S/. 337,084
CACHICADAN	S/. 136,439
MOLLEBAMBA	S/. 34,069
MOLLEPATA	S/. 67,311
QUIRUVILCA	S/. 271,277
SANTA CRUZ DE CHUCA	S/. 78,521
SITABAMBA	S/. 104,069
CASCAS	S/. 72,371
VIRU	S/. 257,006
VIRU	S/. 192,301
CHAO	S/. 45,894
GUADALUPITO	S/. 18,811

PACASMAYO	S/. 541,153
SAN PEDRO DE LLOC	S/. 106,185
GUADALUPE	S/. 194,508
JEQUETEPEQUE	S/. 33,007
PACASMAYO	S/. 126,594
SAN JOSE	S/. 80,859
PATAZ	S/. 5,864,131
TAYABAMBA	S/. 833,128
BULDIBUYO	S/. 467,385
CHILLIA	S/. 741,215
HUANCASPATA	S/. 350,716
HUAYLILLAS	S/. 58,812
HUAYO	S/. 282,649
ONGON	S/. 115,606
PARCOY	S/. 1,741,194
PATAZ	S/. 434,552
PIAS	S/. 190,593
SANTIAGO DE CHALLAS	S/. 250,843
TAURIJA	S/. 186,855
URPAY	S/. 210,583
SANCHEZ CARRION	S/. 1,031,674
HUAMACHUCO	S/. 344,642
CHUGAY	S/. 132,973
COCHORCO	S/. 68,996
CURGOS	S/. 69,964
MARCABAL	S/. 129,340
SANAGORAN	S/. 103,287
SARIN	S/. 78,199
SARTIMBAMBA	S/. 104,273
OTUZCO	S/. 866,602
OTUZCO	S/. 176,933
AGALLPAMPA	S/. 103,979
CHARAT	S/. 26,983
HUARANCHAL	S/. 45,924
LA CUESTA	S/. 7,041
LUCMA	S/. 35,821
MARMOT	S/. 26,010
MACHE	S/. 27,278
PARANDAY	S/. 5,869
SAYAPULLO	S/. 67,241
SALPO	S/. 58,950
SINSICAP	S/. 74,227
USQUIL	S/. 210,346
HEPEN	S/. 97,009
PACANGA	S/. 55,308
PUEBLO NUEVO	S/. 41,701

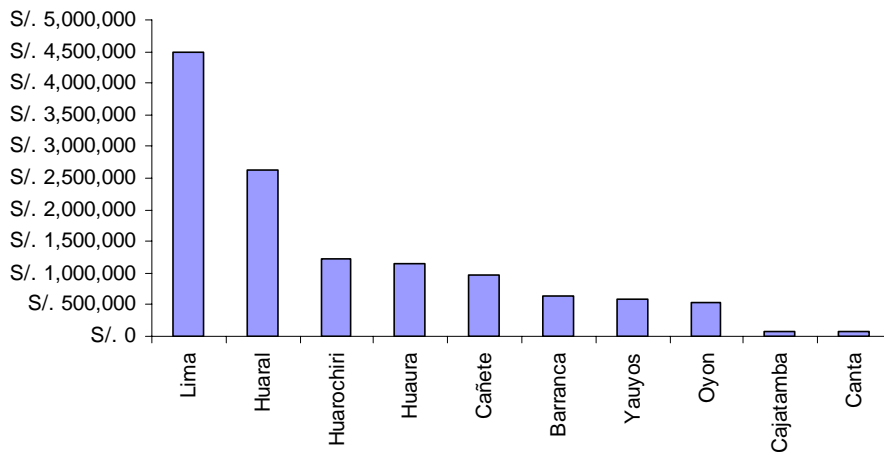
# LIMA

## REPORTE INFORMATIVO TRANSFERENCIAS POR CANON MINERO en el 2005

Al Gob. Regional de Lima	S/. 1,523,482
Al Gob. Metropolitano de Lima	S/. 3,788,939
A gobiernos provinciales y distritales	S/. 12,354,715
=> Total Transferido a Lima	S/. 17,463,367

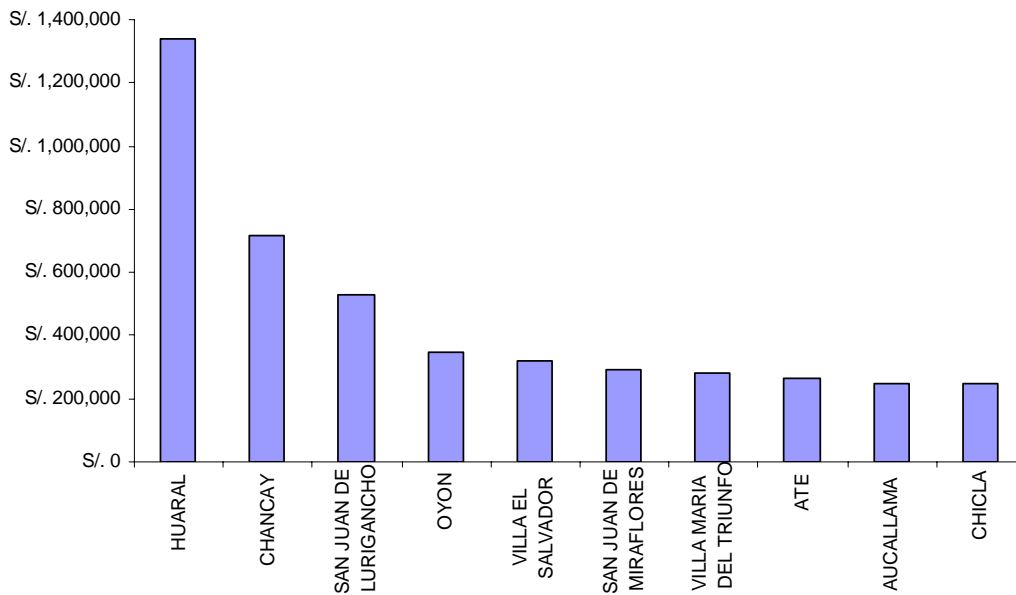


### Distribución de Canon Minero por Provincias



Lima	S/. 4,498,557
Huaral	S/. 2,615,337
Huarochiri	S/. 1,224,405
Huaura	S/. 1,137,203
Cañete	S/. 963,022
Barranca	S/. 636,124
Yauyos	S/. 585,745
Oyon	S/. 531,413
Cajatamba	S/. 85,835
Canta	S/. 77,074
<b>Total</b>	<b>S/. 12,354,715</b>

### Distritos que mayor transferencia del Canon Minero recibieron



**Transferencias de Canon Minero en el año 2005 (en nuevos soles)**

<b>Lima</b>	<b>S/. 4,498,557</b>
LIMA	S/. 149,667
ANCON	S/. 16,742
ATE	S/. 264,934
BARRANCO	S/. 11,968
BRENA	S/. 30,777
CARABAYLLO	S/. 109,308
CHACLACAYO	S/. 36,312
CHORRILLOS	S/. 161,481
CIENEGUILLA	S/. 11,031
COMAS	S/. 243,206
EL AGUSTINO	S/. 110,696
INDEPENDENCIA	S/. 114,541
JESUS MARIA	S/. 10,041
LA MOLINA	S/. 35,650
LA VICTORIA	S/. 107,458
LINCE	S/. 16,010
LOS OLIVOS	S/. 150,756
LURIGANCHO	S/. 127,570
LURIN	S/. 244,390
MAGDALENA DEL MAR	S/. 10,723
PUEBLO LIBRE	S/. 14,078
MIRAFLORES	S/. 13,190
PACHACAMAC	S/. 243,386
PUCUSANA	S/. 3,965
PUENTE PIEDRA	S/. 172,908
PUNTA HERMOSA	S/. 34,610
PUNTA NEGRA	S/. 1,640
RIMAC	S/. 103,029
SAN BARTOLO	S/. 3,260
SAN BORJA	S/. 15,375
SAN ISIDRO	S/. 5,784
SAN JUAN DE LURIGANCHO	S/. 530,926
SAN JUAN DE MIRAFLORES	S/. 290,791
SAN LUIS	S/. 76,068
SAN MARTIN DE PORRES	S/. 190,583
SAN MIGUEL	S/. 29,560
SANTA ANITA	S/. 91,547
SANTA MARIA DEL MAR	S/. 351
SANTA ROSA	S/. 20,339
SANTIAGO DE SURCO	S/. 55,882
SURQUILLO	S/. 35,566
VILLA EL SALVADOR	S/. 322,108
VILLA MARIA DEL TRIUNFO	S/. 280,350
<b>Barranca</b>	<b>S/. 636,124</b>
BARRANCA	S/. 243,533
PARAMONGA	S/. 141,408
PATIVILCA	S/. 75,291
SUPE	S/. 123,064
SUPE PUERTO	S/. 52,828
<b>Cajatamba</b>	<b>S/. 85,835</b>
CAJATAMBO	S/. 32,521
COPA	S/. 13,559
GORGOR	S/. 13,626
HUANCAPON	S/. 13,221
MANAS	S/. 12,908

<b>Canta</b>	<b>S/. 77,074</b>
CANTA	S/. 16,443
ARAHUAY	S/. 5,308
HUAMANTANGA	S/. 7,703
HUAROS	S/. 8,696
LACHAQUI	S/. 6,892
SAN BUENAVENTURA	S/. 4,595
SANTA ROSA DE QUIVES	S/. 27,437
<b>Cañete</b>	<b>S/. 963,022</b>
SAN VICENTE DE CANETE	S/. 232,549
ASIA	S/. 12,191
CALANGO	S/. 11,582
CERRO AZUL	S/. 33,940
CHILCA	S/. 78,935
COAYLLO	S/. 6,967
IMPERIAL	S/. 140,112
LUNAHUANA	S/. 16,193
MALA	S/. 106,801
NUEVO IMPERIAL	S/. 67,665
PACARAN	S/. 10,256
QUILMANA	S/. 44,736
SAN ANTONIO	S/. 105,563
SAN LUIS	S/. 76,068
SANTA CRUZ DE FLORES	S/. 8,395
ZUNIGA	S/. 11,069
<b>Huaral</b>	<b>S/. 2,615,337</b>
HUARAL	S/. 1,342,115
ATAVILLOS ALTO	S/. 47,872
ATAVILLOS BAJO	S/. 32,710
AUCALLAMA	S/. 246,778
CHANCAY	S/. 718,476
IHUARI	S/. 95,350
LAMPIAN	S/. 9,595
PACARAOS	S/. 32,282
SAN MIGUEL DE ACOS	S/. 15,258
SANTA CRUZ DE ANDAMARCA	S/. 19,505
SUMBILCA	S/. 43,923
VEINTISIETE DE NOVIEMBRE	S/. 11,473
<b>Huaura</b>	<b>S/. 1,137,203</b>
HUACHO	S/. 244,036
AMBAR	S/. 29,904
CALETA DE CARQUIN	S/. 33,089
CHECRAS	S/. 11,553
HUALMAY	S/. 121,557
HUAURA	S/. 214,254
LEONCIO PRADO	S/. 23,100
PACCHO	S/. 22,955
SANTA LEONOR	S/. 17,078
SANTA MARIA	S/. 136,378
SAYAN	S/. 170,471
VEGUETA	S/. 112,828
<b>Oyon</b>	<b>S/. 531,413</b>
OYON	S/. 346,012
ANDAJES	S/. 19,339
CAUJUL	S/. 18,593
COCHAMARCA	S/. 34,711
NAVAN	S/. 21,961
PACHANGARA	S/. 90,797

<b>Huarochoiri</b>	<b>S/. 1,224,405</b>
MATUCANA	S/. 79,901
ANTIOQUIA	S/. 28,628
CALLAHUANCA	S/. 10,297
CARAMPOMA	S/. 4,906
CHICLA	S/. 245,818
CUENCA	S/. 9,458
HUACHUPAMPA	S/. 10,319
HUANZA	S/. 12,147
HUAROCHIRI	S/. 31,612
LAHUAYTAMBO	S/. 24,653
LANGA	S/. 18,923
LARAOS	S/. 58,384
MARIATANA	S/. 33,866
RICARDO PALMA	S/. 48,978
SAN ANDRES DE TUPICOCHA	S/. 35,342
SAN ANTONIO	S/. 105,563
SAN BARTOLOME	S/. 16,373
SAN DAMIAN	S/. 28,921
SAN JUAN DE IRIS	S/. 5,620
SAN JUAN DE TANTARANCHE	S/. 8,779
SAN LORENZO DE QUINTI	S/. 25,009
SAN MATEO	S/. 88,498
SAN MATEO DE OTAO	S/. 47,374
SAN PEDRO DE CASTA	S/. 26,792
SAN PEDRO DE HUANCAYRE	S/. 2,734
SANGALLAYA	S/. 15,777
SANTA CRUZ DE COCACHACRA	S/. 34,121
SANTA EULALIA	S/. 89,424
SANTIAGO DE ANCHUCAYA	S/. 14,146
SANTIAGO DE TUNA	S/. 11,336
SANTO DOMINGO DE LOS OLLEROS	S/. 22,798
SURCO	S/. 27,908
<b>Yauyos</b>	<b>S/. 585,745</b>
YAUYOS	S/. 30,426
ALIS	S/. 59,728
AYAUCA	S/. 21,480
AYAVIRI	S/. 9,382
AZANGARO	S/. 14,645
CACRA	S/. 21,606
CARANIA	S/. 7,398
CATAHUASI	S/. 24,473
CHOCOS	S/. 18,466
COCHAS	S/. 3,320
COLONIA	S/. 32,670
HONGOS	S/. 6,733
HUAMPARA	S/. 5,042
HUANCAYA	S/. 7,175
HUANGASCAR	S/. 7,878
HUANTAN	S/. 14,505
HUANEC	S/. 10,861
LARAOS	S/. 58,384
LINCHA	S/. 10,634
MADEAN	S/. 17,220
MIRAFLORES	S/. 13,190
OMAS	S/. 14,909
PUTINZA	S/. 7,379
QUINCHES	S/. 18,860
QUINOCAY	S/. 15,773
SAN JOAQUIN	S/. 1,069
SAN PEDRO DE PILAS	S/. 6,707
TANTA	S/. 6,369
TAURIPAMPA	S/. 17,194
TOMAS	S/. 51,383
TUPE	S/. 14,141
VINAC	S/. 33,740
VITIS	S/. 3,005

# ICA

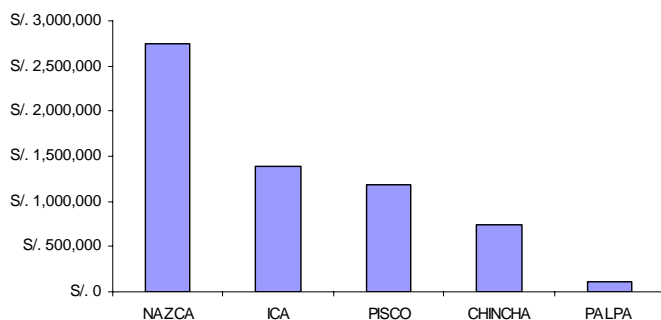
## REPORTE INFORMATIVO TRANSFERENCIAS POR CANON MINERO en el 2005

Al Gov. Regional de Ica  
A gobiernos provinciales y distritales  
=> Total Transferido a Ica

S/. 2,063,762  
S/. 6,189,343  
S/. 8,253,105

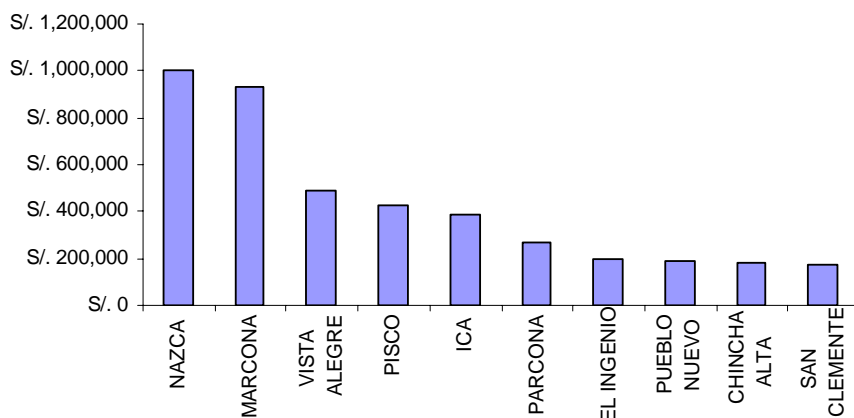


### Distribución de Canon Minero por Provincias



NAZCA	S/. 2,741,718
ICA	S/. 1,395,440
PISCO	S/. 1,191,434
CHINCHA	S/. 746,787
PALPA	S/. 113,966
<b>Total</b>	<b>S/. 3,447,627</b>

### Distritos que mayor transferencia del Canon Minero recibieron



### Transferencias de Canon Minero en el año 2005 (en nuevos soles)

ICA	S/. 1,395,440
ICA	S/. 388,652
LA TINGUINA	S/. 144,419
LOS AQUIJES	S/. 90,616
OCUCAJE	S/. 33,344
PACHACUTEC	S/. 35,316
PARCONA	S/. 266,034
PUEBLO NUEVO	S/. 31,103
SALAS	S/. 66,536
SAN JOSE DE LOS MOLINOS	S/. 50,363
SAN JUAN BAUTISTA	S/. 74,435
SANTIAGO	S/. 131,707
SUBTANJALLA	S/. 46,439
TATE	S/. 21,909
YAUCA DEL ROSARIO	S/. 14,567
PISCO	S/. 1,191,434
PISCO	S/. 424,004
HUANCANO	S/. 36,910
HUMAY	S/. 73,216
INDEPENDENCIA	S/. 108,440
PARACAS	S/. 143,321
SAN ANDRES	S/. 136,996
SAN CLEMENTE	S/. 172,262
TUPAC AMARU INCA	96285

NAZCA	S/. 2,741,718
NAZCA	S/. 1,000,951
CHANGUILLO	S/. 119,535
EL INGENIO	S/. 200,673
MARCONA	S/. 930,268
VISTA ALEGRE	S/. 490,291
PALPA	S/. 113,966
PALPA	S/. 52,170
LLIPATA	S/. 13,020
RIO GRANDE	S/. 27,264
SANTA CRUZ	S/. 11,867
TIBILLO	S/. 9,645
CHINCHA	S/. 746,787
CHINCHA ALTA	S/. 181,063
ALTO LARAN	S/. 31,630
CHAVIN	S/. 8,683
CHINCHA BAJA	S/. 71,935
EL CARMEN	S/. 62,293
GROCIO PRADO	S/. 71,123
PUEBLO NUEVO	S/. 185,729
SAN JUAN DE YANAC	S/. 10,836
SAN PEDRO DE HUACARPANA	S/. 16,053
SUNAMPE	S/. 77,681
TAMBO DE MORA	S/. 29,761

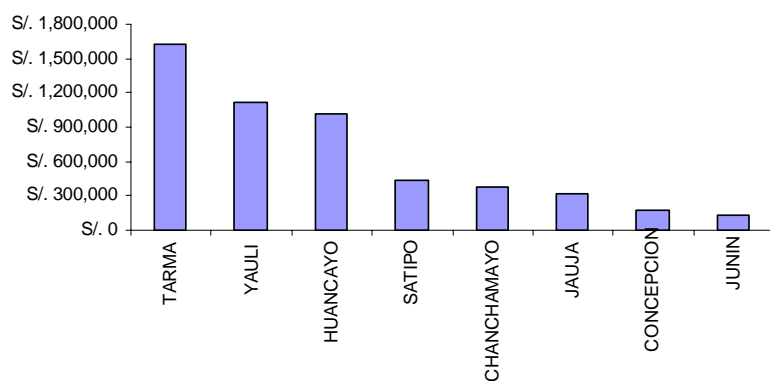
# JUNÍN

## REPORTE INFORMATIVO TRANSFERENCIAS POR CANON MINERO en el 2005

Al Gob. Regional de Junín S/. 1,716,677  
A gobiernos provinciales y distritales S/. 5,176,669  
=>Total Transferido a Junín S/. 6,898,346

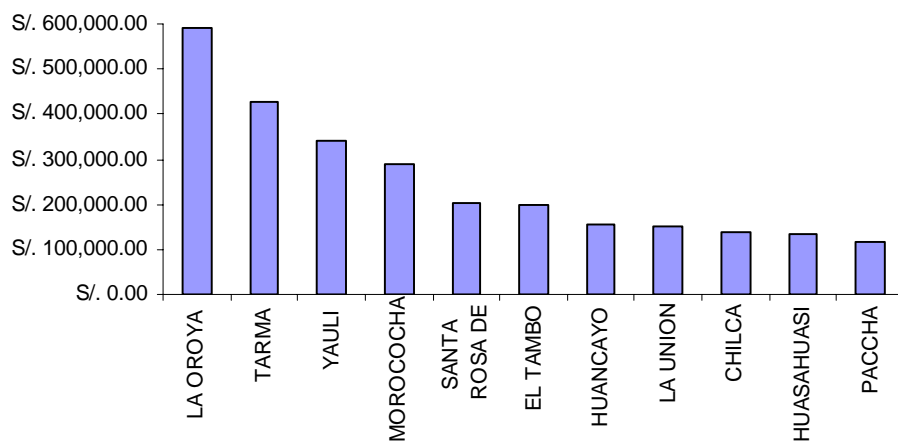


### Distribución de Canon Minero por Provincias



TARMA	S/. 1,629,825
YAULI	S/. 1,117,161
HUANCAYO	S/. 1,016,394
SATIPO	S/. 432,572
CHANCHAMAYO	S/. 373,391
JAUJA	S/. 313,167
CONCEPCION	S/. 167,083
JUNIN	S/. 127,079
<b>Total</b>	<b>S/. 5,176,672</b>

### Distritos que mayor transferencia del Canon Minero recibieron



**Transferencias de Canon Minero en el año 2005 (en nuevos soles)**

HUANCAYO	S/. 1,016,394
HUANCAYO	S/. 156,751
CARHUACALLANGA	S/. 1,251
CHACAPAMPA	S/. 7,831
CHICCHE	S/. 12,412
CHILCA	S/. 138,273
CHONGOS ALTO	S/. 12,061
CHUPURO	S/. 7,359
COLCA	S/. 7,450
CHUPACA	S/. 51,661
AHUAC	S/. 24,706
CULLHUAS	S/. 11,150
EL TAMBO	S/. 197,279
HUACRAPUQUIO	S/. 5,349
HUALHUAS	S/. 6,992
HUANCAN	S/. 23,691
CHONGOS BAJO	S/. 8,216
HUACHAC	S/. 7,197
HUAMANCACA CHICO	S/. 11,239
SAN JUAN DE ISCOS	S/. 10,438
SAN JUAN DE JARPA	S/. 12,441
HUASICANCHA	S/. 10,350
HUAYUCACHI	S/. 24,663
INGENIO	S/. 8,473
PARIAHUANCA	S/. 34,985
PILCOMAYO	S/. 19,451
PUCARA	S/. 23,383
QUICHUAY	S/. 6,930
QUILCAS	S/. 12,935
SAN AGUSTIN	S/. 16,633
SAN JERONIMO DE TUNAN	S/. 17,715
SAÑO	S/. 11,994
SAPALLANGA	S/. 37,006
SICAYA	S/. 15,468
STO. DOMINGO DE ACOBAMBA	S/. 33,660
TRES DE DICIEMBRE	S/. 6,883
YANACANCHA	S/. 15,057
VIQUES	S/. 7,061
CONCEPCION	S/. 167,083
CONCEPCION	S/. 25,036
ACO	S/. 7,795
ANDAMARCA	S/. 21,843
CHAMBARA	S/. 7,545
COCHAS	S/. 10,850
COMAS	S/. 32,702
HEROINAS TOLEDO	S/. 4,707
MANZANARES	S/. 2,858
MARISCAL CASTILLA	S/. 4,489
MATAHUASI	S/. 9,671
MITO	S/. 3,169
NUEVE DE JULIO	S/. 5,733
ORCOTUNA	S/. 10,427
SAN JOSE DE QUERO	S/. 14,700
SANTA ROSA DE OCOPA	S/. 5,558
CHANCHAMAYO	S/. 373,391
CHANCHAMAYO	S/. 71,009
PERENE	S/. 107,843
PICHANAQUI	S/. 100,606
SAN LUIS DE SHUARO	S/. 17,232
SAN RAMON	S/. 64,471
VITOC	S/. 12,230
JUNIN	S/. 127,079
JUNIN	S/. 51,263
CARHUAMAYO	S/. 25,628
ONDORES	S/. 15,906
ULCUMAYO	S/. 34,282

JAUJA	S/. 313,167
JAUJA	S/. 36,901
ACOLLA	S/. 34,482
APATA	S/. 21,546
ATAURA	S/. 4,126
CANCHAYLLO	S/. 5,756
CURICACA	S/. 16,145
EL MANTARO	S/. 6,619
HUAMALI	S/. 6,405
HUARIPAMPA	S/. 3,076
HUERTAS	S/. 5,360
JANJAILLO	S/. 4,795
JULCAN	S/. 3,751
LEONOR ORDONEZ	S/. 4,770
LLOCLLAPAMPA	S/. 7,314
MARCO	S/. 9,580
MASMA	S/. 8,126
MASMA CHICCHE	S/. 4,683
MOLINOS	S/. 5,847
MONOBAMBA	S/. 6,488
MUQUI	S/. 2,435
MUQUIYAUYO	S/. 5,131
PACA	S/. 5,749
PACCHA	S/. 8,485
PANCAN	S/. 4,286
PARCO	S/. 7,530
POMACANCHA	S/. 9,863
RICRAN	S/. 8,690
SAN LORENZO	S/. 5,350
SAN PEDRO DE CHUNAN	S/. 3,802
SAUSA	S/. 7,877
SINCOS	S/. 10,256
TUNAN MARCA	S/. 6,164
YAULI	S/. 7,395
YAUYOS	S/. 24,384
SATIPO	S/. 432,572
SATIPO	S/. 73,689
COVIRIALI	S/. 14,352
LLAYLLA	S/. 12,610
MAZAMARI	S/. 56,565
PAMPA HERMOSA	S/. 16,536
PANGO	S/. 86,096
RIO NEGRO	S/. 107,875
RIO TAMBO	S/. 64,849
TARMA	S/. 1,629,825
TARMA	S/. 427,226
ACOBAMBA	S/. 86,990
HUARICOLCA	S/. 25,591
HUASAHUASI	S/. 133,508
LA UNION	S/. 150,356
PALCA	S/. 68,089
PALCAMAYO	S/. 51,299
SAN PEDRO DE CAJAS	S/. 43,242
TAPO	S/. 50,784
LA OROYA	S/. 592,740
YAULI	S/. 1,117,161
CHACAPALPA	S/. 37,058
HUAY-HUAY	S/. 47,644
MARCAPOMACOCCHA	S/. 29,421
MOROCOCHA	S/. 289,973
PACCHA	S/. 114,586
SANTA BARBARA DE CARHUACAYAN	S/. 32,899
SANTA ROSA DE SACCO	S/. 204,918
SUITUCANCHA	S/. 21,208
YAULI	S/. 339,454

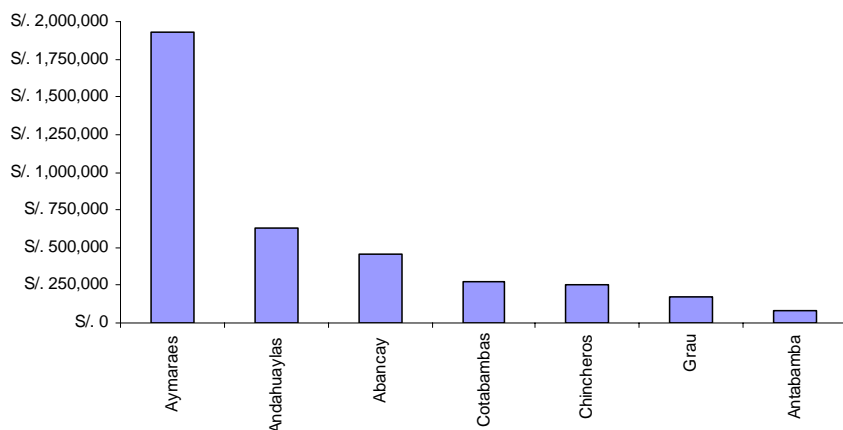
# APURIMAC

## REPORTE INFORMATIVO TRANSFERENCIAS POR CANON MINERO en el 2005

Al Gov. Regional de Apurimac S/. 1,266,575  
A gobiernos provinciales y distritales S/. 3,799,721  
=> Total Transferido a Apurimac S/. 5,066,300

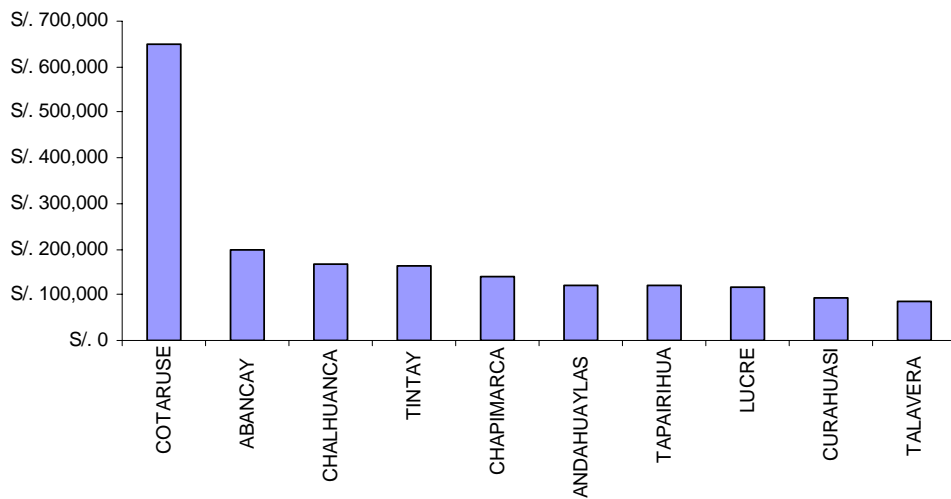


### Distribución de Canon Minero por Provincias



Aymaraes	S/. 1,931,739
Andahuaylas	S/. 625,213
Abancay	S/. 455,624
Cotabambas	S/. 278,572
Chincheros	S/. 255,545
Grau	S/. 173,906
Antabamba	S/. 79,122
<b>Total</b>	<b>S/. 3,799,721</b>

### Distritos que mayor transferencia del Canon Minero recibieron



**Transferencias de Canon Minero en el año 2005 (en nuevos soles)**

<b>Abancay</b>	S/. 455,624
ABANCAY	S/. 197,308
CHACOCHÉ	S/. 8,452
CIRCA	S/. 17,515
CURAHUASI	S/. 94,309
HUANIPACA	S/. 29,064
LAMBRAMA	S/. 29,380
PICHIRHUA	S/. 31,358
SAN PEDRO DE CACHORA	S/. 20,673
TAMBURCO	S/. 27,565
<b>Andahuaylas</b>	S/. 625,213
ANDAHUAYLAS	S/. 119,179
ANDARAPA	S/. 27,978
CHIARA	S/. 9,651
HUANCARAMA	S/. 37,992
HUANCARAY	S/. 22,620
HUAYANA	S/. 6,114
KISHUARA	S/. 38,425
PACOBAMBA	S/. 27,004
PACUCHA	S/. 54,847
PAMPACHIRI	S/. 13,176
POMACOCCHA	S/. 5,569
SAN ANTONIO DE CACHI	S/. 21,314
SAN JERONIMO	S/. 54,715
SAN MIGUEL DE CHACCRAMPA	S/. 10,215
SANTA MARIA DE CHICMO	S/. 53,113
TALAVERA	S/. 85,581
TUMAY HUARACA	S/. 12,102
TURPO	S/. 25,618
<b>Graú</b>	S/. 173,906
RANRACANCHA	S/. 25,084
CHUQUIBAMBILLA	S/. 34,626
CURPAHUASI	S/. 15,364
GAMARRA	S/. 25,948
HUAYLLATI	S/. 14,179
MAMARA	S/. 5,626
MICAELA BASTIDAS	S/. 5,042
PATAYPAMPA	S/. 5,873
PROGRESO	S/. 10,950
SAN ANTONIO	S/. 2,397
SANTA ROSA	S/. 4,654
TURPAY	S/. 5,117
VILCABAMBA	S/. 6,935
VIRUNDO	S/. 4,039
CURASCO	S/. 8,072

<b>Antabamba</b>	S/. 79,122
KAQUIABAMBA	S/. 8,048
ANTABAMBA	S/. 19,580
EL ORO	S/. 3,223
HUAQUIRCA	S/. 9,394
JUAN ESPINOZA MEDRANO	S/. 12,797
OROPESA	S/. 11,769
PACHACONAS	S/. 6,455
SABAINO	S/. 7,856
<b>Aymaraes</b>	S/. 1,931,739
CHALHUANCA	S/. 168,926
CAPAYA	S/. 26,862
CARAYBAMBA	S/. 61,389
CHAPIMARCA	S/. 140,588
COLCABAMBA	S/. 35,053
COTARUSE	S/. 650,754
HUAYLLO	S/. 33,615
JUSTO APU SAHUARAURA	S/. 41,756
LUCRE	S/. 115,520
POCOHUANCA	S/. 69,924
SAN JUAN DE CHACNA	S/. 61,861
SANAYCA	S/. 63,909
SORAYA	S/. 40,166
TAPAIRIHUA	S/. 118,730
TINTAY	S/. 162,458
TORAYA	S/. 75,281
YANACA	S/. 64,947
<b>Cotabambas</b>	S/. 278,572
TAMBOBAMBA	S/. 67,314
COTABAMBAS	S/. 30,786
COYLLURQUI	S/. 44,027
HAQUIRA	S/. 65,762
MARA	S/. 41,798
CHALLHUAHUACHO	S/. 28,885
<b>Chincheros</b>	S/. 255,545
CHINCHEROS	S/. 27,671
ANCO-HUALLO	S/. 55,159
COCHARCAS	S/. 10,874
HUACCANA	S/. 54,392
OCOBAMBA	S/. 53,096
ONGOY	S/. 40,043
URANMARCA	S/. 14,310

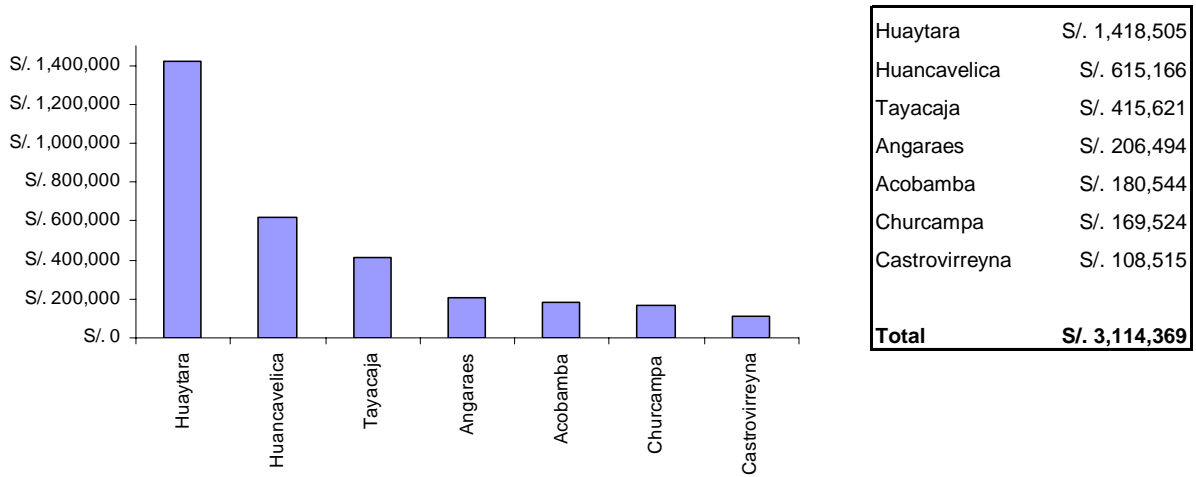
# HUANCVELICA

## REPORTE INFORMATIVO TRANSFERENCIAS POR CANON MINERO en el 2005

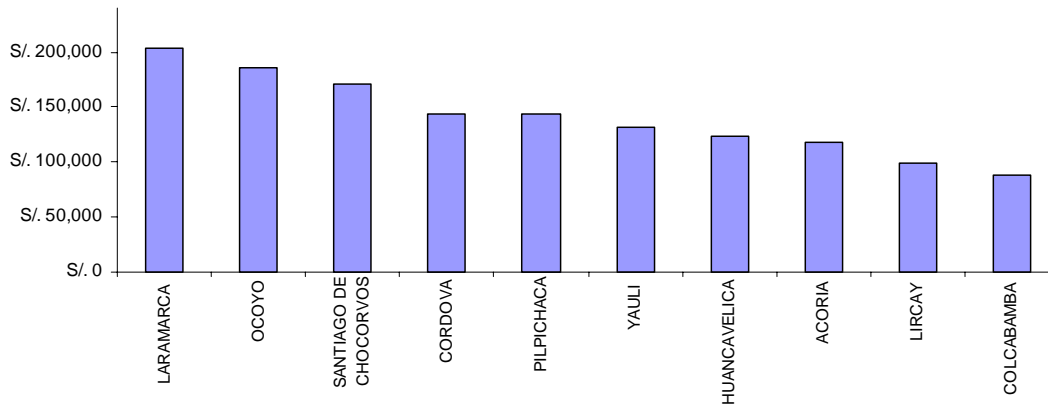
Al Gov. Regional S/. 1.488,069  
A gobiernos provinciales y distritales S/. 3,005,223  
=> Total Transferido S/. 4,493,292



### Distribución de Canon Minero por Provincias



### Distritos que mayor transferencia del Canon Minero recibieron



**Transferencias de Canon Minero en el año 2005 (en nuevos soles)**

Huancavelica	S/. 615,166
HUANCAVELICA	S/. 123,647
ACOBAMBILLA	S/. 16,482
ACORIA	S/. 117,428
CONAYCA	S/. 6,850
CUENCA	S/. 14,005
HUACHOCOLPA	S/. 12,838
HUAYLLAHUARA	S/. 6,401
IZCUCHACA	S/. 5,131
LARIA	S/. 6,219
MANTA	S/. 9,174
MARISCAL CACERES	S/. 2,145
MOYA	S/. 10,481
NUEVO OCCORO	S/. 12,198
PALCA	S/. 19,455
PILCHACA	S/. 5,000
VILCA	S/. 18,902
YAULI	S/. 131,439
ASCENSION	S/. 42,346
	S/. 55,025
Acobamba	S/. 180,544
ACOBAMBA	S/. 33,975
ANDABAMBA	S/. 14,544
ANTA	S/. 26,502
CAJA	S/. 12,552
MARCAS	S/. 8,274
PAUCARA	S/. 42,114
POMACOCHA	S/. 19,005
ROSARIO	S/. 23,578
Angaraes	S/. 206,494
LIRCAY	S/. 98,426
ANCHONGA	S/. 26,594
CALLANMARCA	S/. 5,515
CCOCHACCASA	S/. 21,811
CHINCHO	S/. 1,191
CONGALLA	S/. 16,275
HUANCA-HUANCA	S/. 9,157
HUAYLLAY GRANDE	S/. 6,093
JULCAMARCA	S/. 5,330
SAN ANTONIO DE ANTAPAR	S/. 2,374
SANTO TOMAS DE PATA	S/. 3,402
SECCLLA	S/. 10,326
Castrovirreyna	S/. 108,515
CASTROVIREYNA	S/. 16,233
ARMA	S/. 8,048
AURAHUA	S/. 10,617
CAPILLAS	S/. 7,233
CHUPAMARCA	S/. 5,290
COCAS	S/. 4,965
HUACHOS	S/. 10,028
HUAMATAMBO	S/. 2,899
MOLLEPAMPA	S/. 7,815
SAN JUAN	S/. 5,020
SANTA ANA	S/. 14,196
TANTARA	S/. 4,396
TICRAPO	S/. 11,775

Churcampa	S/. 169,524
CHURCAMP	S/. 27,317
ANCO	S/. 43,126
CHINCHIHUASI	S/. 16,536
EL CARMEN	S/. 12,948
LA MERCED	S/. 1,527
LOCROJA	S/. 20,417
PAUCARBAMBA	S/. 22,627
SAN MIGUEL DE MAYOCC	S/. 2,802
SAN PEDRO DE CORIS	S/. 22,224
Huaytara	S/. 1,418,505
PACHAMARCA	S/. 16,037
HUAYTARA	S/. 81,629
AYAVI	S/. 57,101
CORDOVA	S/. 144,193
HUAYACUNDO ARMA	S/. 20,706
LARAMARCA	S/. 203,396
OCOYO	S/. 185,246
PILPICHACA	S/. 143,388
QUERCO	S/. 25,807
QUITO-ARMA	S/. 39,274
SAN ANTONIO DE CUSICANCH	S/. 72,805
SAN FRANCISCO DE SANGAY	S/. 64,195
SAN ISIDRO	S/. 47,505
SANTIAGO DE CHOCORVOS	S/. 171,402
SANTIAGO DE QUIRAHUARA	S/. 33,705
SANTO DOMINGO DE CAPILLA	S/. 58,157
TAMBO	S/. 53,959
Tayacaja	S/. 415,621
PAMPAS	S/. 33,469
ACOSTAMBO	S/. 21,738
ACRAQUIA	S/. 20,544
AHUAYCHA	S/. 20,260
COLCABAMBA	S/. 88,115
DANIEL HERNANDEZ	S/. 38,649
HUACHOCOLPA	S/. 13,073
HUARIBAMBA	S/. 30,641
NAHUIMPUQUIO	S/. 11,325
PAZOS	S/. 33,499
QUISHUAR	S/. 4,290
SALCABAMBA	S/. 23,070
SALCAHUASI	S/. 21,317
SAN MARCOS DE ROCCHAC	S/. 16,689
SURCUBAMBA	S/. 23,046
TINTAY PUNCU	S/. 15,896